



Notice of Regular Meeting The Board of Trustees LVISD

A meeting of the Board of Trustees of Lago Vista ISD will be held on July 12, 2021, at 6:00pm in the Board Room in Viking Hall, 8039 Bar-K Ranch Road, Lago Vista, Texas 78645.

Members of the public may access this meeting via live stream :

Google Meet meet.google.com/xsg-muxd-jyc OR by phone by calling **1+470-329-0339 PIN: 634 861 828#**

Individuals wishing to address the Board of Trustees may sign up between 5:30PM and 6:00PM by filling out this [Public Participation Form](#). Citizen comments are encouraged and will be limited to topics on the agenda.


The subjects to be discussed or considered or upon which any formal action may be taken are as listed below. Items do not have to be taken in the order shown on this meeting notice.

1. Call to order, determination of quorum, pledges of allegiance
2. Welcome Visitors/Public Participation
3. LAN/Huckabee updates on construction
4. Consider and take possible action to authorize, negotiate and enter into a contract for Special Inspection and Testing Agency Services with Raba Kistner, Inc. For the 2020 bond program
5. SHAC Update
6. Travis County Election Equipment Adoption Resolution
7. Budget Information
8. Summer Seamless Option TDA
9. Approval of Salary & Stipend Schedules
10. UIL Home-School Participation
11. Superintendent Report
 - a. Graduation 2022
12. Consent Agenda
 - a. Minutes from previous meeting – Reg. June 14, 2021
 - b. Finance Report
13. Budget Meeting and August Meeting Dates
14. Closed Session:
 - a. Tex. Govt. Code 551.074 (Personnel matters)
 - b. Tex. Govt. Code 511.001 (Real Property)
 - c. Superintendent Formative Evaluation
15. Adjourn

If, during the course of the meeting, discussion of any item on the agenda should be held in a closed meeting, the Board will conduct a closed meeting in accordance with the Texas Open Meetings Act, Government Code, Chapter 551, Subchapters D and E. Before any closed meeting is convened, the presiding officer will publicly identify the section or sections of the Act authorizing the closed meeting. All final votes, actions, or decisions will be taken in open meeting.

Darren Webb
Superintendent

Date



LAGO VISTA HIGH SCHOOL
JULY 12, 2021

DESIGN DEVELOPMENT PRESENTATION



ACKNOWLEDGMENTS **01**

NARRATIVE **02**

PROGRAMMING **03**

SITE PLAN **04**

FLOOR PLANS **05**

PERSPECTIVES **06**

SCHEDULE **07**

Huckabee

ADDITIONS & RENOVATIONS TO LAGO VISTA HIGH SCHOOL

NOT FOR REGULATORY APPROVAL, PERMITTING OR CONSTRUCTION - JASON ANDRUS, TX #19417

TABLE OF CONTENTS



LAGO VISTA INDEPENDENT SCHOOL DISTRICT

ADDITIONS & RENOVATIONS TO LAGO VISTA HIGH SCHOOL

Lago Vista ISD Board of Trustees

Laura Vincent	President
Greg Zaleski	Vice-President
Laura Spiers	Secretary
David Scott	Trustee
Isai Arredondo	Trustee
Jerrell Roque	Trustee
Rich Raley	Trustee

Lago Vista ISD Leadership

Darren Webb	Superintendent
Dr. Suzy Lofton-Bullis	Deputy Superintendent
Jason Stoner	Director of Finance
Michael King	Maintenance Director
Craten Phillips	Athletic Director
Stu Taylor	High School Principal

"Lago Vista ISD greatly appreciates the valuable input received from the Steering Committee who helped shape the scope of this project prior to community approval of the November 2020 Bond."

Owner's Program Manager

J.P. Grom, LAN
 Paul Ornelas, LAN
 Tim Strucely, LAN
 Shane Peterson, LAN

Project Design Team

Jason Andrus, AIA
 Principal, Huckabee

 Mike Hall, AIA
 Austin Director of Design, Huckabee

 Levi Swinney, AIA, RID, LEED AP
 Project Architect, Huckabee

 Aaron Lindsey, AIA
 Architect, Huckabee

 Mike Vermeeren, AIA
 Planner, Architect, Huckabee

 Dina Otrok, RID
 Interior Designer, Huckabee

 Joel Crabb
 Architectural Associate, Huckabee

 Greg Gaskie
 Architectural Associate, Huckabee

Civil Engineering
 Hagood Engineering

Landscape
 Studio 16:19

MEP Engineering
 Hendrix Consulting Engineers

Structural Engineering
 Huckabee

Interior Design
 Huckabee

Technology/AV/Security/Acoustics
 Datacom Design Group

Construction Manager at Risk
 Weaver & Jacobs Construction
 Mike Weaver
 Brenden Morris
 Dallas Hagan



LAGO VISTA INDEPENDENT SCHOOL DISTRICT

ADDITIONS & RENOVATIONS TO LAGO VISTA HIGH SCHOOL

ARCHITECTURAL NARRATIVE

INTRODUCTION

The Lago Vista High School project involves multiple additions and renovations around the existing campus. These new areas will create space for new programs, expand space for existing programs, and provide additional support spaces that are currently needed. The program for the project includes:

- New Career and Technology Education (CTE) Addition
- New Shop/Athletics Addition
- New Fine Arts Addition
- Cafeteria Expansion and acoustical improvements
- Renovation of the Front Entry and Offices
- Renovation to expand the Band Instrument Storage
- Renovation to create more Locker Rooms
- Replace failing door hardware

SITE

The project is located on the existing site of Lago Vista High School. The existing site is approx. 82 acres bounded by Lohman Ford Drive to the west, a fire station to the south, and undeveloped land to the north and east. The scope of this project does not change the vehicular flow of the campus. All of the additions will reside in open land space with the exception of the Shop/Athletics addition which will take over the existing outdoor shop yard. A new yard will be constructed to the north of the existing and new shops. The new yard will be gravel and with chainlink fencing similar to the existing yard. A trailer parking space off of the existing yard drive entry next to the propane tanks which will remain in place. Geotechnical recommendations will be followed for pavement sections. The overall site drainage strategy will continue the current methods of a combination of surface and subsurface stormwater management systems. The site improvements on the project are relatively minimal.

BUILDING

Starting at the existing front door, the vestibule and a portion of the corridor will be renovated to shift the reception area out and allow for space for a waiting area. The reception office will be directly off of the vestibule/waiting with a similar transaction window arrangement to what exists. Two additional new offices will be created in this area for administrative functions that interact heavily with parents and visitors. Off of the existing corridor adjacent to administration, the CTE addition will be constructed and house a new Health Science Lab and Culinary Lab. The campus does not currently have these two programs, so both are relatively small and considered starter labs, but are designed to allow for easy expansion if interest grows. At the Cafeteria, the existing storefront exterior wall will be pushed out to expand the dining area. Behind the existing Gyms and Shop, an addition will be constructed that infills the outdoor area between the Gyms and fills out most of the open area behind the building. This addition will include a new event entry, Concessions, Restrooms, Locker Room, Shop, Multipurpose Room, and Weight Room. The event entry will allow for ticket taking and spectator gathering serving both gyms and minimize the traffic currently circulating through the

main Gym when events are going on at both gyms. This lobby space will have Concessions and Restrooms to provide the amenities needed for the full fan experience. The Girls Locker Room will add much needed space for the girls athletic program. The new Shop will be directly adjacent to the existing Shop and the existing overhead doors will remain in place allowing for the new space to function either as a separate shop or as an expansion of the current space. LVISD currently anticipates that the new space will house the building trades/wood shop curriculum components. The Multipurpose Room will serve the dance and cheer programs. It is sized for a UIL competition cheer mat and will have wood gym flooring, mirrors, and tall vertical volume to create a practice space that is similar to the gym spaces in which they regularly perform. The Weight Room will provide additional workout space to free up the heavily utilized weight room at the fieldhouse. The room will have overhead doors leading outside where workouts can continue outdoors. The Fine Arts addition will house a musical space that will start out as a large ensemble room, but could be modified for a choir program when the district decides to start the program. The existing Theater Classroom will become the Stage Set Storage; no changes are required to the existing room for this change. The addition will create a new Black Box/Theater Classroom. It will also include Band Uniform Storage, Booster Storage, and support spaces. Additionally, the corridor of the addition will connect the back of house corridor behind the stage to the front of the PAC which was a request made by the Facilities Committee during bond planning. Moving the uniform and booster storage out of the Band Hall will allow for the Instrument Storage for that program to be dramatically increased and improved. An existing storage room behind the Auxiliary Gym will be converted into two additional Locker Rooms. Lastly, door hardware that is currently failing will be replaced throughout the campus.

The new additions will be separated off from the existing building by 2 hour fire walls. The geotechnical information on the project shows that the site has shallow hard limestone, so soil supported slabs on grade with shallow foundations at point loads are proposed for the foundations. In response to the current trends in the steel market, the vertical structure for all of the additions will be load bearing CMU to minimize steel on the project and the roof structure will be steel beams to avoid the use of joists which are currently showing 12-13 month lead times.

The exterior design of the additions will be an exercise in matching the existing architectural aesthetic. Matching stone, CMU, metal panels, and clear anodized aluminum windows/storefronts will be utilized along with employing the same strategy of masonry banding and accents. The Cafeteria entry will be dismantled and rebuilt in the adjusted location and the new event entry canopy will be designed with the same architectural character. All of the additions will have single-ply PVC low slope roofs.

The interior design for the areas that are being built and renovated employ a strategy of matching existing finishes with a few exceptions where the district would like to improve the aesthetic. Corridors will have a neutral colored porcelain tile wainscot up to about 5'-6" with a tackboard strip at the top of the tile. The paint scheme will match the existing neutral palette. Casework will match existing with the dark wood verticals and a grey countertops. Restrooms will match the existing blue and grey wall tile colors with epoxy flooring. Drinking fountain locations will get accents of the existing blue tile as well. Doors will be a wood veneer to match existing. Flooring in the corridors and Cafeteria will be stained concrete. The design and construction team



LAGO VISTA INDEPENDENT SCHOOL DISTRICT

ADDITIONS & RENOVATIONS TO LAGO VISTA HIGH SCHOOL

will make every effort to have the stained concrete be as close of a match as possible to the existing with minimal flaws in the aesthetic, but Huckabee has shared their concerns with LVISD that this may be a challenge. LVISD said they aware of those concerns and would still like to move forward with the stained concrete. The flooring in the Shop and Locker Rooms will be sealed concrete, in the Multipurpose room will be a wood gym floor, and in the Weight Room will be rubber tiles. The flooring in the administrative spaces will be carpet tiles. The flooring in all other spaces will be VCT to match existing. The Shop, Multipurpose Room, and Weight Room will have exposed structure in lieu of ceilings. Locker Rooms and restrooms will have gypsum board ceilings. All other areas of renovation will receive lay in ceiling grid and tile. Upgrading the finishes in the existing unrenovated areas of the building is not included in the project, but alternates are being considered for adding tile as a wainscot in the MAC and corridors throughout the campus for improved durability and/or replacing the carpet in the MAC if extra funds become available.

CIVIL NARRATIVE

The civil design for Lago Vista High School is anticipated to consider the following design criteria:

Safety

The safety of children, teachers and visitors will be considered in multiple aspects:

- Handicap accessible routes will be provided in compliance the Texas Accessibility Standards and reviewed with appropriate stakeholders.
- All other pedestrian routes will be designed with slopes and surfaces to minimize trip, fall, or slipping hazards.
- Due to the relatively flat slopes in adjacent lawn areas, new roof drain discharge piping will be piped to connect underground into existing storm sewer. This will be done with consideration given to excessive cost if existing storm sewer pipes are not within reasonable proximity.
- Grass slopes will be no steeper than 4:1 adjacent to pedestrian routes
- Guardrails will be provided adjacent to pedestrian routes with drop-offs greater than 18".

Budget

The civil design will align with the budget goals for the school project by:

- Utilizing existing sidewalks to the maximum extent to connect exterior doors from new buildings.
- Coordination with Mechanical Engineer to utilize interior water and wastewater lines to minimize new water, wastewater, and fire sprinkler yard lines. This will reduce cutting existing pavement and connections to existing exterior service lines.

Compliance

The civil design will meet the City of Lago Vista Municipal Code by:

- Adhering to the current zoning, site development, utility, and environmental ordinances as applicable to site parking, utilities and storm water management.

Materials

- Earthwork: reuse of onsite materials such as topsoil and subsoil with low expansive properties.
- Pavement: the use of concrete or asphalt based upon technical input from Geotech and cost data from Construction Manager.
- Piping: HDPE storm piping and pvc domestic and fire protection water and wastewater piping
- Permanent erosion and sedimentation controls: utilize grass lined channels with slopes less than 2%-3% and side slopes 4 horizontal to 1 vertical (4:1) or flatter.
- Disturbed areas without pavements or sidewalks: utilize native grasses with seed blankets or erosion matting (if necessary) on slopes steeper than 3:1.

Stormwater Management

- As required by the City of Lago Vista Pollution Control ordinance provide compliance with the Lower Colorado River Authority Highland Lakes Watershed Ordinance to provide water quality controls of storm water runoff.
- As required by City of Lago Vista and Texas Water Code provide detention controls to mitigate increased stormwater runoff flows to downstream properties.
- The site currently has an existing stormwater management pond. It is not the intent to require any expansion of the pond due to increased area of impervious cover. The original pond was designed for future additional impervious cover. This will be checked as part of the design process.

LANDSCAPE NARRATIVE

The landscape & irrigation design for Lago Vista High School is anticipated to consider the following design criteria:

Safety

The safety of children, teachers and visitors will be considered in multiple aspects:

- By eliminating or not creating hiding places with large shrubs or small trees that children or unwanted visitors can use to avoid being seen.
- By maintaining site visibility to prevent vehicular or pedestrian blind spots to reduce potential accidents.
- Through carefully considered plant selection that will be child friendly and avoiding plants and trees with thorns, toxic leaves, and/ or berries children may consume.
- Minimizing the use of steel edging to prevent sharp edges or trip hazards as the material ages or wears.

Budget

The landscape and irrigation design will align with the budget goals for the school project by:

- Minimizing shrub quantities and utilization of trees to improve visual impact.
- Reducing the number of proposed trees by preservation of existing trees.
- Proposing contextual sized and code required planting beds at higher impact areas and limiting the



LAGO VISTA INDEPENDENT SCHOOL DISTRICT

ADDITIONS & RENOVATIONS TO LAGO VISTA HIGH SCHOOL

- amount of foundation landscape planting around the campus.
- Utilizing smaller container sized plant material at installation and letting it grow-in over several seasons.
- Utilizing district standards for irrigation components and control systems to limit the introduction of unknowns into maintenance & operations.
- Limiting sod turf to only high impact traffic areas and utilizing hydro seeding or sprigging turf instead on the remaining disturbed soil areas across the site.

Compliance

The landscape and irrigation design will meet the City of Lago Vista Municipal Code by:

- Adhering to the current zoning ordinances as applicable to landscape and tree mitigation and/ or through an alternative compliant methodology as agreed to by the District and the City.

Water Conservation

Plant selection and irrigation design will encourage water conservation by:

- Use of native and adaptive plant material that requires adequate water at time of installation, can be weaned during grow-in over several growing seasons, and then can be utilized only as required once plants are established.
- Use of drip irrigation for shrub beds
- Use of efficient spray/rotor irrigation with matched precipitation rates
- Rain & soil sensor to prevent unnecessary watering
- Natural areas of site with only temporary irrigation as required.

STRUCTURAL NARRATIVE

Building Superstructure

The superstructure of the building must be adequate to resist the applied design loading, satisfy the performance criteria for such items as deflection and vibration control, and accommodate the architectural design. For this project, there are two systems being looked at as follows.

Foundation

Based on the Geotechnical information that has been provided to the design team, it is anticipated that the foundation system will consist of a 5” concrete slab reinforced with #3 bars at 16” on-center each way over a prepared subgrade. Subgrade preparation is anticipated to consist of removal of on-site expansive soils and replacement with select fill. The slab-on-grade will be placed over a 15 mil, Class A vapor retarder. Concrete grade beams will be located around the building perimeter, and under all interior and exterior load bearing walls. Perimeter grade beams are anticipated to be 18” wide x 24” deep with 20 plf of reinforcing. Drilled piers or spread footings will be present at isolated column locations. Piers may be assumed to be an average diameter of 24 inches and have an average depth of 20 feet.

Typical Roof Structure

For all buildings, the expected construction type is load bearing CMU walls with non-composite steel beams and/or open web joists and a metal deck. Intermediate non-composite steel beams bearing on steel columns is also expected to accommodate span requirements.

Lateral Stability

Lateral loads are transferred from the roof to the foundation by use of brace frames, moment frames, and CMU shear walls.

Descriptive Specifications

- **Concrete**
Normal weight Portland cement concrete with 5” to 6” slump, depending on the application. Minimum 28-day compressive strength:

Drilled Piers	3,000 psi
Footings	3,000 psi
Grade Beams, Pilasters, and Pier Caps	3,000 psi
Slab-on-Grade	3,000 psi
- **Reinforcing Steel**
Deformed Bars (typical) **ASTM A615, Grade 60**
- **Structural Steel**
Wide-Flange Shapes **ASTM A992**
Steel Angles, Channels, Plates **ASTM A36**
Steel Tubes (HSS) **ASTM A500, GR B (46 ksi)**
Steel Pipe **ASTM A53, GR B or A500, GR B**
Field Bolted Connections **ASTM A325 Bolts**
Anchor Rods **ASTM F1554, GR 36**
Welding **E70XX per AWS D1.1**
- **Concrete Masonry Units (CMU)**
Masonry Wall Compressive Strength (f'm) **1750 psi**
Mortar **ASTM C270, Type N**
Masonry Unit **ASTM C90, 1900 psi net area compressive strength**
Grout **ASTM C476, f'm 2000 psi min.**

Design Analysis

- **Codes and Standards**
The following codes and standards will be used for the structural design of the project:



LAGO VISTA INDEPENDENT SCHOOL DISTRICT

ADDITIONS & RENOVATIONS TO LAGO VISTA HIGH SCHOOL

International Building Code (IBC), 2015.
 American Society of Civil Engineers (ASCE) 7, Minimum Design Loads for Buildings and Other Structures.
 American Concrete Institute (ACI) 318, Building Code Requirements for Structural Concrete.1
 American Institute of Steel Construction (AISC) Specification for Structural Steel Buildings, AISC 360.1
 Concrete Masonry: Building Code Requirements for Concrete Masonry Structures, American Concrete Institute, (ACI) 530.1

Design Loads

- **Dead Loads**
 Design dead loads for the structural frame will include self-weight of the structural elements and the following superimposed dead loads:

Ceiling and Mechanical at Roof	15 psf
Roofing and Rigid Insulation	15 psf

- **Live Loads**
 Based on the anticipated functions to be contained in the building, the following superimposed live loads will be utilized in the design of the structural frame:

Public areas, corridors, lobbies	100 psf
Mechanical rooms	150 psf
Storage (minimum)	125 psf
Roof (unreducible)	20 psf

- **Wind Loads**
 Wind Loads will be determined per ASCE 7 using the following anticipated parameters:

Wind Speed (3-sec gust)	120 MPH
Exposure Category	C
Enclosed Structure	

- **Seismic Loads**
 Seismic loads will be determined per ASCE 7-10 using the following anticipated parameters:

Site Class	C
Seismic Design Category	A
Seismic Importance Factor	1.25

MEP NARRATIVE

PROJECT DESCRIPTION

The following narrative depicts a brief description of the mechanical, electrical, plumbing and fire protection systems planned for the new Lago Vista ISD – High School Renovations and Additions. All systems shall be installed in accordance with the 2015 IBC and the latest edition of all applicable Codes as approved by State

Fire Marshal, NFPA, and NEC. The project will be designed and constructed with systems and materials appropriate for private development and good engineering practice.

MECHANICAL SYSTEMS

Mechanical Systems

Mechanical system shall consist of new equipment for new additions. New additions shall have a separate unit and thermostat for individual control of each classroom/area. New units will be high-efficiency gas/electric DX units. All MDF and IDF data rooms will have separate air conditioning systems for 24/7 control. Outside air will be provided from rooftop package Make Up Air Units (MAU).

Ventilation Requirements and Pressure Relationships: All floors of the building will have ventilation rates per IMC 2015 and ASHRAE 62.1 and the building will be under positive pressure. IAQ procedure will also be used for outside air requirements. Makeup air units (MAU's) shall be used to provide neutral ventilation air.

Bipolar Ionization (IAQ)

Bipolar Ionization device will be implemented throughout the new HVAC system. Based on the use of these devices ASHRAE allows as IAQ improvement we are allow to adjust the HVAC system and Outside Air strategy to provide a more Energy Efficient and complete system. Manufacture also makes claims for effectiveness against odors, allergens, Covid-19 and many others.

Controls and EMS

Existing direct digital electronic automatic temperature control system to be expanded for new additions. All temperature control devices shall be standard catalog products and shall essentially duplicate equipment which has been in satisfactory service for at least 3 years. A minimum of 90% of the control equipment shall be by the installing manufacturer. Work to include a complete automatic temperature control system including any and all control devices, 120 volt (not provided by electrical contractor) and low voltage wiring and conduit, DDC controls, valves, dampers, relays, control modules, sensing devices, switches, and instrumentation necessary to obtain all functions and sequences. Control System Software shall provide for monitoring and recording of after-hours operation of units. Temperature Sensors: Space Temperature Sensors: Sensors to match existing. Provide with blank institutional type locking cover, single scaled set point adjustment and zone bus jack for zone terminal connection. All space sensors shall have built-in override switch and local set point adjustment.

Rectangular Ducts

Where special rigidity or stiffness is required, construct ducts of metal two-gauge numbers heavier. Ducts larger than 30" and larger to have Ductmate 35 slide on connections. Use metal cleats, metal corner cleats for non-breakaway joints, use plastic cleats for breakaway joints, ductwork 440 tape, #795 duct sealer and 5511M sealant. Fabricate and install per manufacturer's instructions. Ductwork shall be internally lined with acoustical liner with antimicrobial coating for sound attenuation at discharge of units. Ductwork shall be externally insulated as follows: The Contractor may use a 3/4, 1 or 1-1/2 pound density product with a minimum thickness of two inches (2") and a minimum installed R-value of 6.0. Density, thickness and installed R-value to be clearly indicated on submittal. Installed R-value must be 6.0 or higher. Fiberglass duct wrap insulation is to have a factory FSK or FRK facing which acts as the vapor barrier. Maximum



LAGO VISTA INDEPENDENT SCHOOL DISTRICT ADDITIONS & RENOVATIONS TO LAGO VISTA HIGH SCHOOL

permeability rating is 0.02 perms. Use only labeled Type UL181AP tape. Maintain a complete vapor barrier throughout all ductwork insulation applications. All exposed ductwork shall be internally insulated double wall spiral. All return air boots to be internally lined with acoustical liner. Flexible Duct: Only above suspended or hard ceilings: Provide duct listed as UL-181 Class I air duct, and constructed in compliance with NFPA 90A. ATCO Series 36. Maximum length five feet (5'). Install with not more than one (1) 90 full radius degree bend. Make joints with Nashua brand UL181A-P duct tape and 1/2" wide positive locking Panduit straps. Exterior skin is to be tough vapor barrier reinforced metalized polyester jacket, tear and puncture resistant. Airtight inner core with no fiberglass erosion into airstream. R-Value: 6.0 at 75 degrees F. mean temperature.

Air Filters

All air filters to be listed as Class 2 by Underwriters Laboratory, Inc., Building Materials Directory. Media: Non-woven, lofted cotton bonded to 96% free area welded wire support grid. Not less than 6.6 square feet media area per square foot of filter face area. Arranged in radially pleated configuration and bonded continuously to inside perimeter of high wet-strength beverage board cell sides. Cell Design: 2" deep with beverage board diagonal supports at entering air and leaving air faces of each cell. Air Cleaning Performance: Minimum MERV 13. Special filter will be used in firing range equipment.

Fire Dampers

Provide and install all fire dampers in all ductwork which passes through any rated egress pathways, as required by Local Building and Fire Safety Codes. All dampers UL approved and of type required by NFPA 90A. Install all dampers per manufacturer's instructions. All dampers shall have a UL555S leakage classification of II. Sleeves for fire dampers shall be of gauge as described in NFPA 90A and as a minimum of 18 gauge for dampers up to thirty-six inches (36") wide and fourteen (14) gauge for dampers which exceed thirty-six (36") in width. Manufacturers: Ruskin, Air Balance, Arrow, Nailor or approved equal.

PLUMBING SYSTEMS

Domestic Cold Water Supply System

Connect to existing domestic cold water service. Throughout the building, domestic cold water will be routed to plumbing fixtures. The piping system will be sized based on the Plumbing Code requirements. The piping system will be insulated to prevent condensation from occurring on the exterior of the pipe. Service valves will be provided at each branch line serving two or more plumbing fixtures. All plumbing fixtures and equipment connections will be provided with local stop valves. Additional service valves will be provided, to isolate the system for maximum maintainability. Access panels will be provided with adequate space to operate the valves in walls and non-accessible ceilings. Water hammer Shock arrestors will be provided on all water rough-ins serving plumbing fixtures.

Domestic Hot Water Supply System

Domestic hot water will be generated from a central water heater. The water heaters will generate and store hot water at 140°F. Point-of-use thermostatic mixing valves will reduce final delivery temperatures of

hot water to the building plumbing fixtures to 110°F. The hot water piping system will have in-line circulation pumps to maintain the hot water temperature to within 10 degrees of the supplied temperature. The domestic hot water piping system will be sized similar to the domestic cold water system. The hot water supply and return piping will be insulated to minimize heat loss.

Sanitary Waste and Vent Systems

A complete waste and vent system will be provided to collect sanitary waste from all plumbing fixtures, floor drains, and any other equipment, in accordance with the Plumbing Code, unless indicated otherwise. The drainage piping system will be designed with a minimum slope of 1/4-inch per foot unless this is not possible. The building will have sanitary sewer lines discharging to the site sanitary sewer system. Floor and wall cleanouts will be strategically placed to avoid being located in sensitive areas. Floor drains will be provided for each air handling device, equipment requiring drains, toilet rooms with water closets, and mechanical equipment rooms. A floor drain will be provided at each emergency shower unit. Each floor drain will be provided with a p-trap and a trap primer.

Storm Drainage System

The roof drainage system shall be sized based on 5 inches per hour rainfall rate, according to the Plumbing Code. Majority of roof drainage is planned to be handled by collector and downspouts by Architect. Overflow drains (if required) will be provided to protect the roof in case of a primary roof drain blockage. The overflow drain lines will be piped separate from the roof drainage system extending to downspout nozzles on the exterior of the building. The roof drainage system (if applicable) will be insulated to prevent condensation from occurring on the exterior of the pipe. Roof drain bodies, overflow drain bodies and the horizontal piping from each drain will be insulated, extending to the first vertical drop and any horizontal offsets that occur (if needed).

Plumbing Fixtures

Plumbing fixtures will be Grade A commercial quality and will be low water consumption type fixtures. Water closets will be dual flush type with 1.28 gallon per flush fixtures. The urinals will be 0.125 gallon per flush fixtures. Lavatories will have 0.50 gpm faucets and the sinks will have a 1.5 gpm flow control devices. Water closets will be floor mounted and urinals will be wall hung and provided with concealed support carriers. Lavatories, mop sinks, laboratory sinks and kitchen sinks will be provided with domestic hot and cold water. All vitreous china fixtures will be white in color. Where applicable, fixtures will be in compliance with the Americans with Disabilities Act. Wall hydrants will be provided on the exterior walls to provide wash down of entries, and other exterior areas around the building. Hydrants will be freeze-proof recessed type with hinged door, integral vacuum breakers and loose key.

Gas System

Propane gas is currently provided to the building from the site propane tanks. Piping will be extended as required to the new additions. The gas piping system will be sized based on the International Fuel Gas Code.

FIRE PROTECTION SYSTEMS

The existing building is provided with an automatic fire protection sprinkler system. This system will be extended to



LAGO VISTA INDEPENDENT SCHOOL DISTRICT

ADDITIONS & RENOVATIONS TO LAGO VISTA HIGH SCHOOL

the new additions. Dry type sprinkler systems will be provided for areas where the sprinkler heads and piping will be exposed to freezing condition external to the buildings. The dry type sprinkler systems will include air compressor, dry pipe valve, air maintenance device, etc. The wet and dry sprinkler systems will be hydraulically designed in accordance with the requirements of all agencies having jurisdiction. System will include piping, sprinklers, wet and dry alarm valve assemblies, tamper switches, flow switches, valves, drains, inspector test, test drains, fire department connections, sprinkler heads, roof manifolds, etc. Sprinkler heads in light hazard finished areas with suspended ceiling will be quick response, flush concealed with white cover plates. Heads in non-finished areas such as Mechanical Equipment Rooms, Electrical Rooms, etc., will be chrome-plated brass. (Verify for use in Electrical rooms). The sprinkler systems will conform with all applicable provisions of the Owner's Insurance, NFPA Standards 13, 14 and other appropriate NFPA Standards, state and local codes. A fire pump is not anticipated to be required.

ELECTRICAL SYSTEMS

Electrical Utilities

The existing service to the building is 480Y/277V, 3-phase, 4-wire on the secondary of the building pad mount transformers at the Main High School building and Performing Arts Center. MSB is located in Main Electric Room in Area B for the High School building. Lighting will be served at 277V and motors larger than 1/2 horsepower will be served at 480V, 3-phase. Energy-efficient, low voltage, indoor, dry-type transformers that are DOE 2016 compliant will be used inside the building electrical rooms or mezzanines to transform down to 208Y/120V for convenience receptacles and other small loads for all additions. Buildings already include surge suppression systems. Additional surge suppression units will be installed in the building at new 480Y/277V distribution panels, and 208Y/120V branch circuit panelboards for all additions for protection of building loads from surges both from lightning and utility transients as well as building switching transients. Buildings already include power monitoring systems. Additional power monitoring equipment will be installed on new panels consistent with existing system to allow the same power monitoring groupings for HVAC, lighting, and receptacle loads in the power monitoring system for the Main Building and Performing Arts Building

Interior Electrical Distribution System

The electrical rooms will have branch circuit panelboards, DOE 2016 compliant dry type transformers and 208Y/120 Volt branch circuit panelboards. Separate dedicated 480 Y/ 277 Volt panelboards for HVAC equipment and lighting branch circuits shall be provided. DOE 2016 complaint, aluminum windings dry type transformers shall be provided to serve all non-linear load branch circuit panelboards.

Interior Lighting Systems

LED lighting will be utilized throughout the building for additions and renovations. Building interior lighting control schemes shall comply with the requirements of IECC 2015 Edition. New and remodeled offices and classrooms shall be provided with dual technology occupancy sensors, and switches for a dimming lighting

control system. Lighting control schemes will be further discussed with the Owner as the design progresses. All lighting will be provided with a color temperature of 3500°K and a color rendering index of 85 (CRI = 80). Emergency lighting and means of egress lighting shall be provided in accordance with NFPA Life Safety Code (NFPA 101) and shall all be served by wall mounted "frog-eye" battery packs. All exit light fixtures shall be LED type. Illumination levels shall comply with the requirements set forth by IES, allowable power densities, and the building program requirements unless otherwise indicated by the Owner. footcandle levels shall be minimized in areas where task lighting is used. All exterior lighting shall be LED type lighting in weatherproof fixtures mounted on poles, walls, or soffits as required to meet lighting requirements. All exterior lighting shall be time clock and photocell with motion-controlled dimming. All exterior fixtures shall be full cutoff design. Provide life-safety lighting in all exit paths in accordance with IES minimum foot-candle recommendations and AIA guidelines. All requirements of IECC 2015 Edition will be adhered to during the design of the lighting, this will include the use of automatic shut-off via time of day schedule, occupancy sensors and/or dual level switching. All specialty lighting will be coordinated with Architect.

Fire Alarm System

A digital, addressable voice alarm closed circuit, electrically supervised automatic and manual fire detection alarm system shall be provided. The system will consist of manual pull stations and audio-visual devices at means of egress throughout corridors, area smoke detectors, heat detectors in equipment rooms and smoke detectors in storage rooms. Duct mounted detectors in supply and return duct of air handling equipment for air handling system shutdown as required by code. The fire alarm system design will comply with the Americans with Disabilities Act regulations, and Texas Accessibility Standards (TAS), and the National Fire Protection Association NFPA 101, and NFPA 72, and the International Building Code (IBC). Existing building Fire Alarm System will be replaced with new Voice Evacuation System to meet current code to the extent required by the Authority Having Jurisdiction (AHJ).

SECURITY NARRATIVE

Provide expansion of existing electronic security systems and sub-systems including

Electronic Access Control: This system replaces the typical mechanical key-controlled door lock with a door locking system that uses an access card as the access credential. The system includes an electric door-locking mechanism, card reader located adjacent to the door, door status sensor, door prop alarm and a request to exit device. Typical system configuration is, card or schedule controlled entry with free exiting. **Surveillance:** This system provides electronic surveillance using high-resolution, Internet Protocol (IP) cameras: monitoring security sensitive areas for alarm assessment, and forensic investigations. **Lockdown Control:** On command, this system will lock all exterior doors during an emergency.

Facility Areas and Requirements

The project will have various functional areas requiring security connectivity: Controlled Entry Vestibule, New CTE Addition, Expand Cafeteria Dining, Expand Shop, Expand Girls Dressing Room + Weight Room, Enclose Aux. Gym Breezeway + Create Secure Entry, Expand Instrument Storage, Expand Band, Fine Arts Electives + Storage for Theater.

Scope of Work



LAGO VISTA INDEPENDENT SCHOOL DISTRICT

ADDITIONS & RENOVATIONS TO LAGO VISTA HIGH SCHOOL

The project includes design and coordination for the following Electronic Security Infrastructure sub-systems: Horizontal Distribution System, Spaces and Pathways, Device wiring requirements for security, Security Racks, Patch Panels and Termination Blocks, Architectural, Electric, and HVAC requirements for security systems, Mechanical Locking Systems.

The design scheme will also include specific criteria including:

Security Connectivity: The security horizontal cabling will be terminated in wall mounted data gathering panels on each floor in designated, conditioned, secure rooms. The security cabling system standard shall be a minimum of four (4) conductors to each device and a minimum of eight (8) conductors to card readers. All security device wiring shall be home run from the head end panels (point of termination) to the security device location (point of origin). Network surveillance video shall be run from the cameras (point of origin) to the head end equipment on a cabling distance basis. Connectivity shall be on Category cable.

TECHNOLOGY INFRASTRUCTURE – DESIGN NARRATIVE

INFORMATION TECHNOLOGY

Where possible, existing telecom rooms to be retained with new horizontal cabling routed to these spaces and terminated on new patch panels. The horizontal data electrical cable length from the IDF serving a floor cannot exceed 295 electrical feet to the most distant outlet served. Horizontal cabling will be at a minimum of Category 6. Backbone cabling to the new telecom room will consist of: 24 strands of Single Mode fiber, Data cabling will be terminated on rack mounted 8 pin 8 position RJ modular insulation displacement type termination patch panels with a T568B termination. Each communications room shall provide for a minimum of 20% space capacity for expansion. All conduit and cable tray pathways will be sized based upon a Category 6 horizontal cable type and diameter. Wall boxes for the work area outlets will be 4-11/16 inches square by 2-1/8 inches min depth with a single gang reduction plate. All conduit serving work area outlets will be minimum 1-inch diameter conduit with pull string and insulated bushings to protect cabling. Telecommunications conduit to be stubbed up to the nearest accessible ceiling space for tech access to cable tray and cable routing. Design low voltage cable tray pathways along hallways and corridors. Cable trays shall be sized to accommodate the initial number of designed cables plus 40% growth. Where possible existing pathways to be retained and reused for routing of the new structured cabling; additional pathways including both cable trays and J-hooks will be added as needed. The basket cable tray will be sized based upon TIA-569 requiring an initial maximum cable fill of 25 percent or less and will also account for security cabling plus future growth. For every 10-foot tray section, either 12 inches of access on one side and above the tray or 3 feet of unencumbered space is required.

GROUNDING SYSTEM

The NEC and TIA compliant grounding system will include a bonding conductor installed from the main telecommunications ground buss bar or primary bus bar (PBB), located in the main communications room, to the building's electrical service entrance bonding point. From the PBB, a bonding backbone conductor will be installed, un-spliced, to each floor serving telecommunications room where it will be bonded to the respective

room's Secondary Bus Bar (SBB). The grounding and bonding system will be extended in each telecommunications room from the PBB or SBB to the hardware, equipment racks, and ladder racks with a minimum of #6 AWG stranded copper conductor. It is recommended that bonding at all main points be affected with exothermic welds and to test to less than or equal to .01 Ohms.

WIRELESS

All interior building spaces shall have coverage for currently supported Wi-Fi standards, 802.11ac at a minimum SNR of 25dBm. Current trends estimate that users have 2-3 devices that have wireless connectivity capabilities.

Factors that influence wireless coverage and thereby device placement include: Building materials (e.g., concrete, drywall, wood, steel). Building configuration (i.e., closed, semi-closed, or open space). Building furnishings (e.g., cabinets, partitions, furniture. WLAN radio frequency (RF) coverage design (e.g., adjacent floors, directional antennas). Occupant density. Number and types of devices and their usage. Wireless access point spacing will be based upon TIA-162-A Telecommunications Cabling Guidelines for Wireless Access Points which utilizes a 60 foot square grid basis for locating devices. This assumes a 20% additional insertion loss in the equipment cord and thus the permanent link cable length is 242 feet.

Connectivity for wireless access points on the exterior of the building will be coordinated with architectural elements to minimize aesthetic impact. Wireless coverage will be included for specific gathering areas, the perimeter of each respective building, and walkways between buildings.

TELECOMMUNICATIONS ROOMS (TR)

A typical 10 foot by 12 foot telecommunications room may include: One (1) 19" wide equipment rack to house backbone fiber/copper, wireless access point (WAP) connections, building automation system connections and cable management. Two (2) 19" wide equipment racks to house horizontal work area data connections and cable management. 110 blocks mounted on wall fields to support specified voice circuits. Horizontal ladder racks on the perimeter of the room and across the row of equipment racks. Vertical wire managers between equipment racks. Telecommunications ground buss bars (TGB). Wall fields allocated for CATV and Electronic Security Access Control wall termination fields

Conceptual TR Layout

TR architectural requirements

The finished floor to ceiling height should be a minimum of ten feet to allow for the addition of over-head ladder type cable tray as well as provide clearances for mechanical and electrical systems. A suspended ceiling is not required in the TR's. The access controlled entrance door to these areas should swing out of the room and provide a large enough opening to bring in eighty four inch high by thirty-two inch wide by forty two inch deep equipment cabinets. A minimum of three walls of the TR should be covered from one foot AFF to nine feet AFF with ¾ inch AC grade plywood painted on all sides with two coats of light color fire resistant paint. All walls should be floor to deck with no lay-in ceiling. The lighting level for the area shall be a minimum of 500 lux measured at three feet AFF and the finished floor surface shall have anti-static properties. The factors used to derive the 90 meter (295 ft) distance are the voltage output at the equipment in the TR, the voltage loss due to the cables resistance and the input sensitivity of the work area equipment (NIC card). The room shall be free of water pipes not directly required in support of the equipment within the room. It



LAGO VISTA INDEPENDENT SCHOOL DISTRICT ADDITIONS & RENOVATIONS TO LAGO VISTA HIGH SCHOOL

is recommended that a device to monitor the environment and provide a network accessible image of the area be included in the TR.

TR electrical requirements:

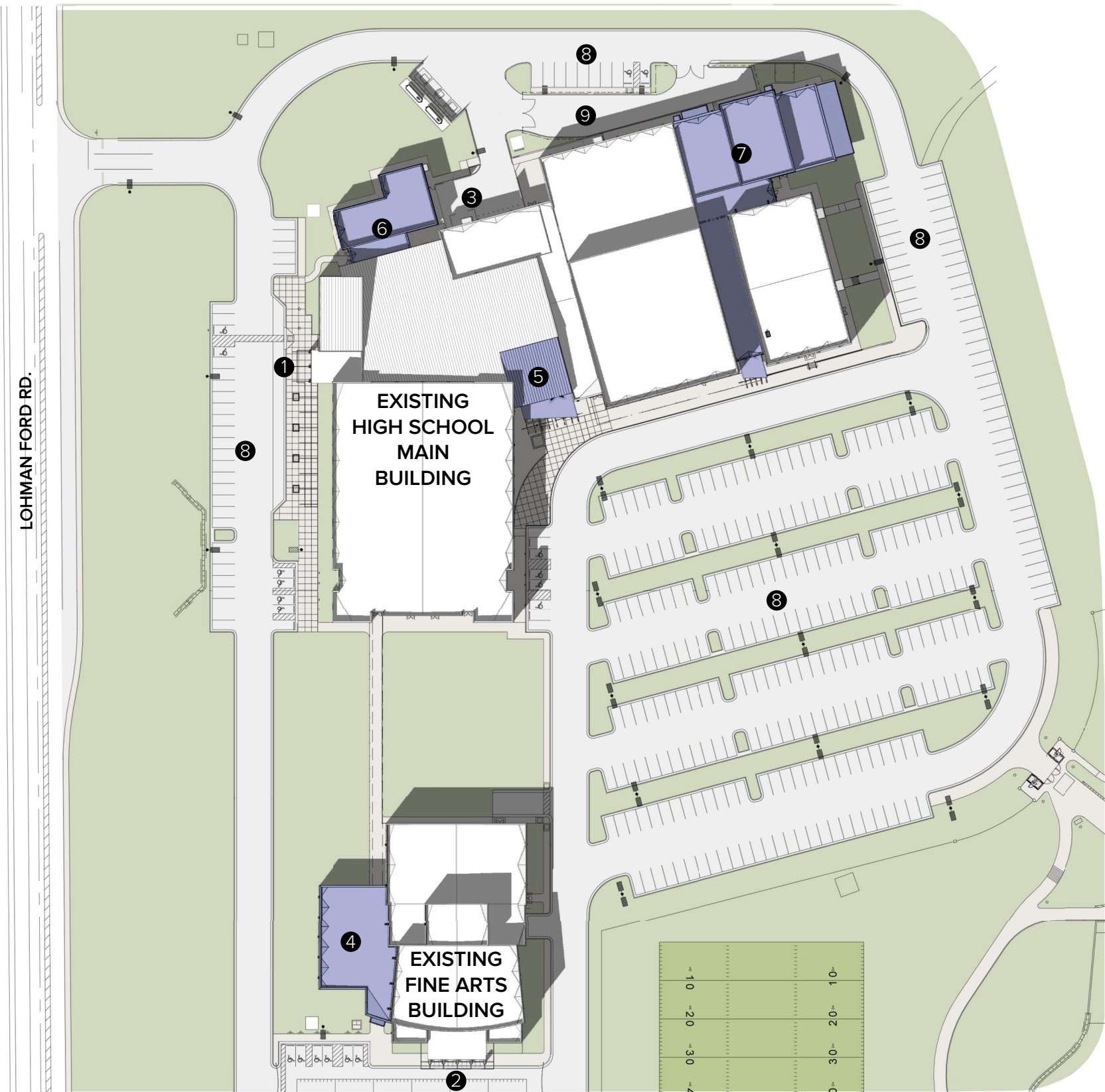
The Telecommunications Rooms (TR) shall have one non-switched 20A, 120VAC duplex convenience outlets at 6 foot intervals on each wall. The convenience outlets as well as the switched lighting circuits shall not be on the same circuit breakers used to power any equipment in the TR. The 120VAC power for the convenience outlets shall not be derived from the breakers used to power the communications equipment. The three wire AC power circuits for the communications equipment should be connected to a panel that is on the stand-by electrical system, be on separate circuit breakers. Due to the additional power requirements of PoE devices a minimum of two (2) twenty (20) amp circuits should be provided at the base of each equipment rack. Additionally, one (1) thirty (30) amp 208VAC circuit to power core network switching equipment shall be provided at the rack location indicated in the room details of the construction drawings. The receptacle is a NEMA L14-30P. The telecommunication bonding and grounding infrastructure specified in J-STD-607-A shall be made available in each TR.

TR mechanical requirements:

The TR must have adequate ventilation and be environmentally controlled 24 hours per day seven days per week. The thermostat to control the TR room environment shall be dedicated for the area and be located within the TR room. The TR room shall maintain a positive pressure with a minimum of one air change per hour, and have a cooling system capable of maintaining a constant temperature between 64° F and 75° F with a relative humidity between 30 percent and 55 percent (measured at 5 feet AFF). No liquids other than those necessary for the operation of the TR shall be plumbed through the TR area. Additionally, no building drain system piping shall pass through the TR area. Recommendations for the fire suppression system in the TR include inert gas with specialized smoke and heat detection. If water type sprinkler system is required per local code it is recommended that the system be a pre-action type system.

Lago Vista ISD Program					Capacity		
High School Renovations	Program of Spaces				Student Capacity Per Space	Max Capacity (TEA- Instruct. Spaces)	Functional Cap. (District Pref.- Instruct. Spaces)
Goal Student Capacity: 0	Quantity	Area per space (S.F.)	Net Area (S.F.)	Remarks			
Administration							
Entrance							
Controlled Entry Vestibule			700	Renovation (700sf in bond)			
Office	3	150	450	incl. walls			
Waiting/Vestibule	1	250	250	existing vestibule renovation			
ATHLETIC SPACES							
Athletic Support							
Auxiliary Gym Locker Reconfiguration	1	900	900	Renovation (900sf in bond)			
INSTRUCTIONAL - SUBTOTAL NET AREA (sf)	5		1,600			0	0
Walls & Circulation (sf)		0%	0				
TOTAL GROSS AREA (sf)			1,600	Bond Max 1600 sf			

High School Additions	Program of Spaces				Student Capacity Per Space	Max Capacity (TEA- Instruct. Spaces)	Functional Cap. (District Pref.- Instruct. Spaces)
Goal Student Capacity: 90	Quantity	Area per space (S.F.)	Net Area (S.F.)	Remarks			
DINING							
Cafeteria							
Cafeteria Expansion	1	2,000	2,000	Addition (2,000sf in bond)			
CTE							
Instructional							
CTE Expansion			3,600	Addition (3,600sf in bond)			
Health Science Lab	1	1,250	1,250		25	25	23
Culinary Lab	1	1,250	1,250		25	25	23
Support	1	200	200				
Circulation/Walls	1	900	900				
ISS				Renovation (not in bond) (500sf)			
FINE ARTS							
Music							
Fine Arts Addition			5,000	Addition (5,000sf in bond)			
Elective (Choir?)	1	1,700	1,700		50	50	45
Jazz Band	1	750	750		15	15	14
Uniform Storage	1	250	250				
PAC Storage	1	550	550				
Booster Storage	1	100	100				
Support	1	500	500				
Circulation/Walls	1	1,150	1,150				
Instrument Storage	1	900	900	Renovation (900sf in bond)			
ATHLETIC/CTE SPACES							
Physical Education							
Gymnasium Infill			2,400	Addition (2,400sf in bond)			
Locker Room	1	600	600	(22) 18x18 ST or (14) 24x24 SF lockers			
Ticketing/Foyer/Circulation/Walls	1	1,400	1,400				
Support	1	400	400	Group Restrooms only			
Extracurricular Shop Expansion			8,000	Addition (8,000sf in bond)			
Shop	1	1,800	1,800	expand existing or create 2nd?	25	25	23
Weight Room	1	2,000	2,000				
Multipurpose Room	1	2,000	2,000	Dance/Cheer, wood floor, high ceiling			
Support	1	400	400	IDF/Elec			
Circulation/Walls	1	1,800	1,800				
INSTRUCTIONAL - SUBTOTAL NET AREA (sf)	13		21,900			140	126
Walls & Circulation (sf)		0%	0				
TOTAL GROSS AREA (sf)			21,900	Bond Max 21800 sf			
CAMPUS SUBTOTAL NET AREA (sf)	18		23,500	CAPACITY TOTALS		140	126
SUBTOTAL WALLS & CIRCULATION (sf)			0				
CAMPUS TOTAL GROSS AREA (sf)			23,500	Bond Max 23,500			

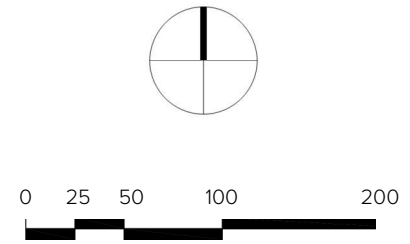


COLOR LEGEND

- Grass
- Paving
- Sidewalks
- Existing Building
- New Building

- 1** Main Entry - Main Building
- 2** Entry - Fine Arts Building
- 3** Kitchen & Culinary Delivery
- 4** Fine Arts Addition
- 5** Cafeteria Addition
- 6** Culinary Arts & Health Science Addition
- 7** Shop & Athletics Addition
- 8** Existing Parking
- 9** Shop Yard

Site Acres: 82.84



Huckabee

ADDITIONS & RENOVATIONS TO LAGO VISTA HIGH SCHOOL

NOT FOR REGULATORY APPROVAL, PERMITTING OR CONSTRUCTION - JASON ANDRUS, TX #19417

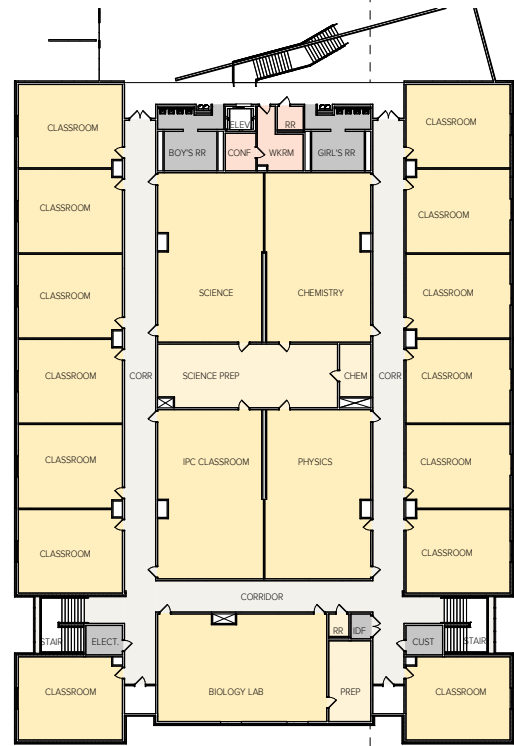
PARTIAL OVERALL SITE



04

COLOR LEGEND

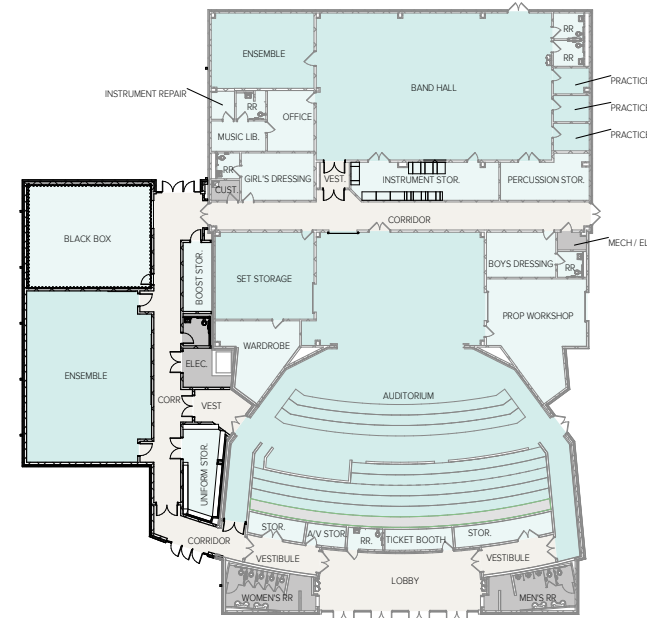
- Administration
- Academic
- Library
- Special Programs
- Cafeteria
- Athletics
- Restrooms/Support Spaces
- Circulation



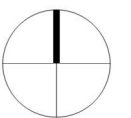
SECOND FLOOR PLAN



FIRST FLOOR PLAN



FINE ARTS FLOOR PLAN



FIRST & SECOND FLOOR PLANS





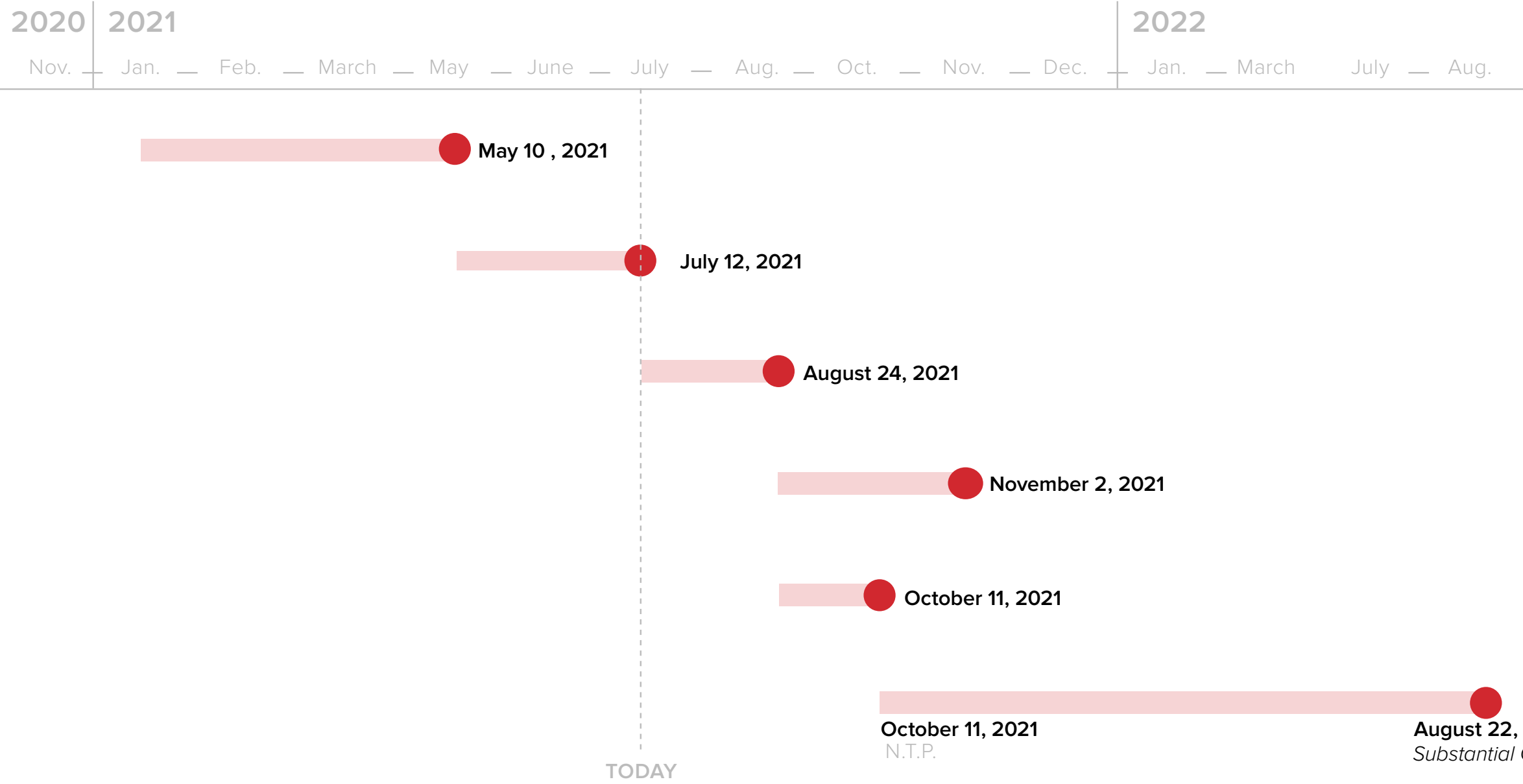








PROJECT DATES

- Schematic Design
- Design Development
- Construction Documents
- Jurisdictional Review
- Bidding & Procurement
- Construction





MORE THAN ARCHITECTS



LAGO VISTA MIDDLE SCHOOL
JULY 12, 2021

DESIGN DEVELOPMENT PRESENTATION



ACKNOWLEDGMENTS **01**

NARRATIVE **02**

PROGRAMMING **03**

SITE PLAN **04**

FLOOR PLAN **05**

PERSPECTIVES **06**

SCHEDULE **07**



LAGO VISTA INDEPENDENT SCHOOL DISTRICT

ADDITIONS & RENOVATIONS TO LAGO VISTA MIDDLE SCHOOL

Lago Vista ISD Board of Trustees

Laura Vincent	President
Greg Zaleski	Vice-President
Laura Spiers	Secretary
David Scott	Trustee
Isai Arredondo	Trustee
Jerrell Roque	Trustee
Rich Raley	Trustee

Lago Vista ISD Leadership

Darren Webb	Superintendent
Dr. Suzy Lofton-Bullis	Deputy Superintendent
Jason Stoner	Director of Finance
Michael King	Maintenance Director
Eric Jackson	Middle School Athletic Coordinator
Eric Holt	Middle School Principal

"Lago Vista ISD greatly appreciates the valuable input received from the Steering Committee who helped shape the scope of this project prior to community approval of the November 2020 Bond."

Owner's Program Manager

J.P. Grom, LAN
 Paul Ornelas, LAN
 Tim Strucely, LAN
 Shane Peterson, LAN

Project Design Team

Jason Andrus, AIA
 Principal, Huckabee

 Mike Hall, AIA
 Austin Director of Design, Huckabee

 Levi Swinney, AIA, RID, LEED AP
 Project Architect, Huckabee

 Aaron Lindsey, AIA
 Architect, Huckabee

 Mike Vermeeren, AIA
 Planner, Architect, Huckabee

 Dina Otrok, RID
 Interior Designer, Huckabee

 Greg Gaskie
 Architectural Associate, Huckabee

 Joel Crabb
 Architectural Associate, Huckabee

Civil Engineering
 Hagood Engineering

Landscape
 Studio 16:19

MEP Engineering
 Hendrix Consulting Engineers

Structural Engineering
 Huckabee

Interior Design
 Huckabee

Technology/AV/Security/Acoustics
 Datacom Design Group

Construction Manager at Risk
 Weaver & Jacobs Construction
 Mike Weaver
 Brenden Morris
 Dallas Hagan



LAGO VISTA INDEPENDENT SCHOOL DISTRICT

ADDITIONS & RENOVATIONS TO LAGO VISTA MIDDLE SCHOOL

ARCHITECTURAL NARRATIVE

INTRODUCTION

The Lago Vista Middle School project involves additions and renovations to achieve three goals. The first is to increase student capacity to allow the building to serve the anticipated growth of the campus for the next 8-10 years. The second is to rebuild the science wing portion of the campus to be more functional and modern. The third is to improve circulation within the building and enhance safety and security. The program for the project includes:

- New General Classrooms
- New Science Labs
- New Resource Rooms
- New Weight Room
- New Life Skills Suite
- New Support Spaces
- Replace the existing Cooling Towers

SITE

The project is located on the existing site of Lago Vista Middle School. The existing site is approx. 30.59 acres bounded by FM 1431 to the north, Bar K Ranch Road to the west, ball fields to the south, and Lago Vista Intermediate School to the east. The school is neighbored by commercial properties on all sides. The scope of this project does not dramatically change the vehicular flow of the campus. The new addition sits at the location of a 30+ space parking lot. Geotechnical recommendations will be followed for pavement sections. The overall site drainage strategy will continue the current methods of a combination of surface and subsurface stormwater management systems. The site improvements on the project are relatively minimal.

BUILDING

The addition is the first key component of the project. It will require the demolition of the existing weight room and will house 8 new General Classrooms and a new Weight Room, along with a handful of support spaces. A new corridor between the addition and the existing building will enclose the current exterior circulation path to improve safety, security, and comfort. The addition will have a modified bitumen low slope roof that will tie into the existing low slope roof of the Gym building. The exterior veneer will be limestone in a mosaic pattern to match the existing veneer on the adjacent Gym building. The new addition will be separated off from the existing building by a 2 hour fire wall. The geotechnical information on the project shows that the site has very shallow hard limestone, so a soil supported slab on grade with shallow foundations at point loads is proposed for the foundation. In response to the current trends in the steel market, the vertical structure will be load bearing CMU to minimize steel on the project and the roof structure will be steel beams to avoid the use of joists which are currently showing 12-13 month lead times.

The renovation of the Science Wing is the second key component of the project. The interior of the existing wing will be completely gutted and rebuilt to include Science Rooms, Resource Rooms, General Classrooms, and a Life Skills Suite. The corridors will be significantly wider and align corridors in the new addition and adjacent existing academic wing to improve circulation.

Numerous minor scopes of work are included in the project. The existing courtyard will receive improvements for aesthetic, functional, and comfort purposes with the goal of making it a more attractive and useful space. The existing cooling towers will be replaced as the existing units are reaching the end of their useful life. The interior components of the mechanical system and controls system will largely remain unchanged. Access control improvements will be made between the main building and the Viking Hall building, particularly in regards to the flow of students from the main building to the Band Hall. The existing low slope roofs on the Gym building will be replaced with new systems to match the new addition roof.

The interior design for the areas that are being built and renovated employ a strategy of modernization combined with matches existing finishes. Corridors will have a neutral colored porcelain tile wainscot up to about 5'-6". The paint scheme will utilize a similar combination of blue, gold, and field paint, but the gold color will be the same as the one on the LVES project as the existing gold color is not the district standard. Casework will have a more modern look with dark grey base and upper cabinets and light grey countertops. The Science Room casework will have light gray chemical resistant laminate countertops with an alternate to upgrade those to black resin. Restrooms will receive a large format tile for both the walls and floors in a neutral palette with blue accents. Drinking fountain locations will get accents of the new blue tile as well. Doors will be a wood veneer to match existing. Flooring will be VCT in a neutral palette with accents of blue and gold at major corridor intersections. New ceilings and lighting will improve acoustics and brighten the spaces throughout. Upgrading the corridor finishes in the existing unrenovated academic wing, Library, Gym, locker rooms, Admin suite, and Viking Hall building are not included in the project, but an alternate is being considered new finishes in the corridors throughout the campus if extra funds become available.

CIVIL NARRATIVE

The civil design for Lago Vista Middle School is anticipated to consider the following design criteria:

Safety-

The safety of children, teachers and visitors will be considered in multiple aspects:

- Handicap accessible routes will be provided in compliance the Texas Accessibility Standards and reviewed with appropriate stakeholders.
- All other pedestrian routes will be designed with slopes and surfaces to minimize trip, fall, or slipping hazards.
- Roof drain discharge piping will be piped to connect underground into existing storm sewer. This will be done with consideration given to excessive cost if existing storm sewer pipes are not within



LAGO VISTA INDEPENDENT SCHOOL DISTRICT

ADDITIONS & RENOVATIONS TO LAGO VISTA MIDDLE SCHOOL

reasonable proximity.

- Grass slopes will be no steeper than 4:1 adjacent to pedestrian routes
- Guardrails will be provided adjacent to pedestrian routes with drop-offs greater than 18".

Budget

The civil design will align with the budget goals for the school project by:

- Utilizing existing sidewalks to the maximum extent to connect exterior doors from new buildings.
- Coordination with Mechanical Engineer to utilize interior water and wastewater lines to minimize new water, wastewater, and fire sprinkler yard lines. This will reduce cutting existing pavement and connections to existing exterior service lines.

Compliance

The civil design will meet the City of Lago Vista Municipal Code by:

- Adhering to the current zoning, site development, utility, and environmental ordinances as applicable to site parking, utilities and storm water management.

Materials

- Earthwork: reuse of onsite materials such as topsoil and subsoil with low expansive properties.
- Pavement: the use of concrete or asphalt based upon technical input from Geotech and cost data from Construction Manager.
- Piping: HDPE storm piping and pvc domestic and fire protection water and wastewater piping
- Permanent erosion and sedimentation controls: utilize grass lined channels with slopes less than 2%-3% and side slopes 4 horizontal to 1 vertical (4:1) or flatter.
- Disturbed areas without pavements or sidewalks: utilize native grasses with seed blankets or erosion matting (if necessary) on slopes steeper than 3:1.

Stormwater Management

- As required by the City of Lago Vista Pollution Control ordinance provide compliance with the Lower Colorado River Authority Highland Lakes Watershed Ordinance to provide water quality controls of storm water runoff.
- As required by City of Lago Vista and Texas Water Code provide detention controls to mitigate increased stormwater runoff flows to downstream properties.
- The site currently does not have a stormwater management pond. The previous project was permitted prior the effective date of the LCRA Highland Lakes Watershed Ordinance. Compliance of this Project to the City of Lago Vista Ordinances and HLWO is required. Discussions with the City regarding "redeveloped" impervious will occur to determine the extent of required pollution controls.

LANDSCAPE NARRATIVE

The landscape & irrigation design for Lago Vista Middle School is anticipated to consider the following design criteria:

Safety

The safety of children, teachers and visitors will be considered in multiple aspects:

- By eliminating or not creating hiding places with large shrubs or small trees that children or unwanted visitors can use to avoid being seen.
- By maintaining site visibility to prevent vehicular or pedestrian blind spots to reduce potential accidents.
- Through carefully considered plant selection that will be child friendly and avoiding plants and trees with thorns, toxic leaves, and/ or berries children may consume.
- Minimizing the use of steel edging to prevent sharp edges or trip hazards as the material ages or wears.

Budget

The landscape and irrigation design will align with the budget goals for the school project by:

- Minimizing shrub quantities and utilization of trees to improve visual impact.
- Reducing the number of proposed trees by preservation of existing trees.
- Proposing contextual sized and code required planting beds at higher impact areas and limiting the amount of foundation landscape planting around the campus.
- Utilizing smaller container sized plant material at installation and letting it grow-in over several seasons.
- Utilizing district standards for irrigation components and control systems to limit the introduction of unknowns into maintenance & operations.
- Limiting sod turf to only high impact traffic areas and utilizing hydro seeding or sprigging turf instead on the remaining disturbed soil areas across the site.

Compliance

The landscape and irrigation design will meet the City of Lago Vista Municipal Code by:

- Adhering to the current zoning ordinances as applicable to landscape and tree mitigation and/ or through an alternative compliant methodology as agreed to by the District and the City.

Water Conservation

Plant selection and irrigation design will encourage water conservation by:

- Use of native and adaptive plant material that requires adequate water at time of installation, can be weaned during grow-in over several growing seasons, and then can be utilized only as required once plants are established.
- Use of drip irrigation for shrub beds
- Use of efficient spray/rotor irrigation with matched precipitation rates
- Rain & soil sensor to prevent unnecessary watering
- Natural areas of site with only temporary irrigation as required.



LAGO VISTA INDEPENDENT SCHOOL DISTRICT

ADDITIONS & RENOVATIONS TO LAGO VISTA MIDDLE SCHOOL

- **Wind Loads**
Wind Loads will be determined per ASCE 7 using the following anticipated parameters:
Wind Speed (3-sec gust) 120 MPH
Exposure Category C
Enclosed Structure
- **Seismic Loads**
Seismic loads will be determined per ASCE 7-10 using the following anticipated parameters:
Site Class C
Seismic Design Category A
Seismic Importance Factor 1.25

MEP NARRATIVE

MECHANICAL SYSTEMS

Mechanical system shall consists of new equipment for new additions and replacing old existing equipment that is using R-22 refrigerant where noted.

Existing Equipment

Some existing equipment has been replaced with new R-410a equipment (in approximately 2014-2015). This equipment will remain but will have new controls. All existing equipment using outdated R-22 refrigerant will be replaced with new 2-stage, high-efficiency equipment of same size. New air handling equipment will be reconnected to existing ductwork. New classroom wing shall have a separate unit and thermostat for individual control of each classroom. New units will be high-efficiency package gas/electric DX rooftop units (RTU's). All new MDF and IDF data rooms will have separate air conditioning systems for 24/7 control. Outside air will be provided from rooftop package Make Up Air Units (MAU). Existing cooling tower will be removed and replaced with a new cooling tower.

Ventilation Requirements and Pressure Relationships

All floors of the building will have ventilation rates per IMC 2015 and ASHRAE 62.1 and the building will be under positive pressure. IAQ procedure will also be used for outside air requirements. Makeup air units (MAU's) shall be used to provide neutral ventilation air.

Bipolar Ionization (IAQ)

Bipolar Ionization device will be implemented throughout the new HVAC system. Based on the use of these devices ASHRAE allows as IAQ improvement we are allow to adjust the HVAC system and Outside Air strategy to provide a more Energy Efficient and complete system. Manufacture also makes claims for effectiveness against odors, allergens, Covid-19 and many others.

Controls and EMS

Provide a direct digital electronic automatic temperature control system for the entire complex. The system shall consist of direct digital control (DDC) systems for the HVAC equipment, an operator's terminal with keyboard for communication with and programming of the distributive memory in the direct digital controllers, and shall incorporate all equipment necessary to provide the sequence of operation. All digital equipment designed to provide protection against interference by external voltages when operated in a commercial environment. This system shall use electronic temperature sensors, interfaced through standalone DDC controllers and unitary controllers. Control system shall have graphics indicating building floor plan, equipment identification and equipment indication and monitoring. All temperature control devices shall be standard catalog products and shall essentially duplicate equipment which has been in satisfactory service for at least 3 years. A minimum of 90% of the control equipment shall be by the installing manufacturer. Work to include a complete automatic temperature control system including any and all control devices, 120 volt (not provided by electrical contractor) and low voltage wiring and conduit, DDC controls, valves, dampers, relays, control modules, sensing devices, switches, and instrumentation necessary to obtain all functions and sequences. Control System Software shall provide for monitoring and recording of after-hours operation of units. Temperature Sensors: Space Temperature Sensors: Provide with blank institutional type locking cover, single scaled set point adjustment and zone bus jack for zone terminal connection. All space sensors shall have built-in override switch and local set point adjustment. Manufacturers: Controls coordinate with Owner requirements.

Rectangular Ducts

Where special rigidity or stiffness is required, construct ducts of metal two-gauge numbers heavier. Ducts larger than 30" and larger to have Ductmate 35 slide on connections. Use metal cleats, metal corner cleats for non-breakaway joints, use plastic cleats for breakaway joints, ductwork 440 tape, #795 duct sealer and 5511M sealant. Fabricate and install per manufacturer's instructions. Ductwork shall be internally lined with acoustical liner with antimicrobial coating for sound attenuation at discharge of units. Ductwork shall be externally insulated as follows: The Contractor may use a 3/4, 1 or 1-1/2 pound density product with a minimum thickness of two inches (2") and a minimum installed R-value of 6.0. Density, thickness and installed R-value to be clearly indicated on submittal. Installed R-value must be 6.0 or higher. Fiberglass duct wrap insulation is to have a factory FSK or FRK facing which acts as the vapor barrier. Maximum permeability rating is 0.02 perms. Use only labeled Type UL181AP tape. Maintain a complete vapor barrier throughout all ductwork insulation applications. All exposed ductwork shall be internally insulated double wall spiral. All return air boots to be internally lined with acoustical liner. Flexible Duct: Only above suspended or hard ceilings: Provide duct listed as UL-181 Class I air duct, and constructed in compliance with NFPA 90A. ATCO Series 36. Maximum length five feet (5'). Install with not more than one (1) 90 full radius degree bend. Make joints with Nashua brand UL181A-P duct tape and 1/2" wide positive locking Panduit straps. Exterior skin is to be tough vapor barrier reinforced metalized polyester jacket, tear and puncture resistant. Airtight inner core with no fiberglass erosion into airstream. R-Value: 6.0 at 75 degrees F. mean temperature.

Fire Dampers

Provide and install all fire dampers in all ductwork which passes through any rated egress pathways, as required by Local Building and Fire Safety Codes. All dampers UL approved and of type required by NFPA 90A. Install all dampers per manufacturer's instructions. All dampers shall have a UL555S leakage classification of II. Sleeves for fire dampers shall be of gauge as described in NFPA 90A and as a minimum of 18 gauge for dampers up to thirty-six inches (36") wide and fourteen (14) gauge for dampers which exceed thirty-six (36") in width. Manufacturers: Ruskin, Air Balance,



LAGO VISTA INDEPENDENT SCHOOL DISTRICT

ADDITIONS & RENOVATIONS TO LAGO VISTA MIDDLE SCHOOL

Arrow, Nailor or approved equal.

PLUMBING SYSTEMS

Domestic Cold Water Supply System

A new underground domestic cold water service will be provided to the building, supplied from a site water main. Where the domestic water service enters the building a shut-off valve will be provided. Throughout the building, domestic cold water will be routed to plumbing fixtures. The piping system will be sized based on the Plumbing Code requirements. The piping system will be insulated to prevent condensation from occurring on the exterior of the pipe. Service valves will be provided at each branch line serving two or more plumbing fixtures. All plumbing fixtures and equipment connections will be provided with local stop valves. Additional service valves will be provided, to isolate the system for maximum maintainability. Access panels will be provided with adequate space to operate the valves in walls and non-accessible ceilings. Water hammer Shock arrestors will be provided on all water rough-ins serving plumbing fixtures.

Domestic Hot Water Supply System

Domestic hot water will be generated from a central water heater. The water heaters will generate and store hot water at 140°F. Point-of-use thermostatic mixing valves will reduce final delivery temperatures of hot water to the building plumbing fixtures to 110°F. The hot water piping system will have in-line circulation pumps to maintain the hot water temperature to within 10 degrees of the supplied temperature. The domestic hot water piping system will be sized similar to the domestic cold water system. The hot water supply and return piping will be insulated to minimize heat loss.

Sanitary Waste and Vent Systems

A complete waste and vent system will be provided to collect sanitary waste from all plumbing fixtures, floor drains, and any other equipment, in accordance with the Plumbing Code, unless indicated otherwise. The drainage piping system will be designed with a minimum slope of 1/4-inch per foot unless this is not possible. The building will have sanitary sewer lines discharging to the site sanitary sewer system. Floor and wall cleanouts will be strategically placed to avoid being located in sensitive areas. Floor drains will be provided for each air handling device, equipment requiring drains, toilet rooms with water closets, and mechanical equipment rooms. A floor drain will be provided at each emergency shower unit. Each floor drain will be provided with a p-trap and a trap primer.

Storm Drainage System

The roof drainage system shall be sized based on 5 inches per hour rainfall rate, according to the Plumbing Code. Majority of roof drainage is planned to be handled by collector and downspouts by Architect. Overflow drains (if required) will be provided to protect the roof in case of a primary roof drain blockage. The overflow drain lines will be piped separate from the roof drainage system extending to downspout nozzles on the exterior of the building. The roof drainage system will be insulated to prevent condensation from occurring on the exterior of the pipe. Roof drain bodies, overflow drain bodies and the horizontal piping from each

drain will be insulated, extending to the first vertical drop and any horizontal offsets that occur (if needed).

Plumbing Fixtures

Plumbing fixtures will be Grade A commercial quality and will be low water consumption type fixtures. Water closets will be dual flush type with 1.28 gallon per flush fixtures. The urinals will be 0.125 gallon per flush fixtures. Lavatories will have 0.50 gpm faucets and the sinks will have a 1.5 gpm flow control devices. Water closets will be floor mounted and urinals will be wall hung and provided with concealed support carriers. Lavatories, mop sinks, laboratory sinks and kitchen sinks will be provided with domestic hot and cold water. All vitreous china fixtures will be white in color. Where applicable, fixtures will be in compliance with the Americans with Disabilities Act. Wall hydrants will be provided on the exterior walls to provide wash down of entries, and other exterior areas around the building. Hydrants will be freeze-proof recessed type with hinged door, integral vacuum breakers and loose key.

Natural Gas System

Natural gas will be provided to the building from the site natural gas main. Reference Civil drawings for routing. A natural gas meter with regulator will be located outside the building, by the gas utility company. The natural gas piping system will enter the building and be piped to the rooftop units and the domestic water heater. The domestic water heater will be provided with flues routed up through the roof. The natural gas piping system will be sized based on the International Fuel Gas Code.

FIRE PROTECTION SYSTEMS

The existing building is provided with an automatic fire protection sprinkler system. A fire water service supply will be extended into the building in the areas being renovated or added. Dry type sprinkler systems will be provided for areas where the sprinkler heads and piping will be exposed to freezing condition external to the buildings. The dry type sprinkler systems will include air compressor, dry pipe valve, air maintenance device, etc. The wet and dry sprinkler systems will be hydraulically designed in accordance with the requirements of all agencies having jurisdiction. System will include piping, sprinklers, wet and dry alarm valve assemblies, tamper switches, flow switches, valves, drains, inspector test, test drains, fire department connections, sprinkler heads, roof manifolds, etc. Sprinkler heads in light hazard finished areas with suspended ceiling will be quick response, flush concealed with white cover plates. Heads in non-finished areas such as Mechanical Equipment Rooms, Electrical Rooms, etc., will be chrome-plated brass. (Verify for use in Electrical rooms). The sprinkler systems will conform with all applicable provisions of the Owner's Insurance, NFPA Standards 13, 14 and other appropriate NFPA Standards, state and local codes. A fire pump is not anticipated to be required.

ELECTRICAL SYSTEMS

Electrical Utilities

The existing service to the building is 480Y/277V, 3-phase, 4-wire on the secondary of the building pad mount transformer. MSB is located in Main Electric Room in the parking area near Area E. Lighting will be served at 277V and motors larger than 1/2 horsepower will be served at 480V, 3-phase. Energy-efficient, low voltage, indoor, dry-type



LAGO VISTA INDEPENDENT SCHOOL DISTRICT

ADDITIONS & RENOVATIONS TO LAGO VISTA MIDDLE SCHOOL

transformers that are DOE 2016 compliant will be used inside the building electrical rooms, mezzanines or on roof of addition to transform down to 208Y/120V for convenience receptacles and other small loads for all additions. Building surge suppression systems will be installed in the building at the main switchgear, new 480Y/277V distribution panels, and 208Y/120V branch circuit panelboards for all additions for protection of building loads from surges both from lightning and utility transients as well as building switching transients.

Interior Electrical Distribution System

The electrical rooms will have branch circuit panelboards, DOE 2016 compliant dry type transformers and 208Y/120 Volt branch circuit panelboards. Separate dedicated 480 Y/ 277 Volt panelboards for HVAC equipment and lighting branch circuits shall be provided. DOE 2016 complaint, aluminum windings dry type transformers shall be provided to serve all non-linear load branch circuit panelboards.

Interior Lighting Systems

LED lighting will be utilized throughout the building for additions and renovations. Building interior lighting control schemes shall comply with the requirements of IECC 2015 Edition. New and remodeled offices and classrooms shall be provided with dual technology occupancy sensors, and switches for a dimming lighting control system. Lighting control schemes will be further discussed with the Owner as the design progresses. All lighting will be provided with a color temperature of 3500°K and a color rendering index of 85 (CRI = 80). Emergency lighting and means of egress lighting shall be provided in accordance with NFPA Life Safety Code (NFPA 101) and shall all be served by wall mounted "frog-eye" battery packs. All exit light fixtures shall be LED type. Illumination levels shall comply with the requirements set forth by IES, allowable power densities, and the building program requirements unless otherwise indicated by the Owner. footcandle levels shall be minimized in areas where task lighting is used. All exterior lighting shall be LED type lighting in weatherproof fixtures mounted on poles, walls, or soffits as required to meet lighting requirements. All exterior lighting shall be time clock and photocell with motion-controlled dimming. All exterior fixtures shall be full cutoff design. Provide life-safety lighting in all exit paths in accordance with IES minimum foot-candle recommendations and AIA guidelines. All requirements of IECC 2015 Edition will be adhered to during the design of the lighting, this will include the use of automatic shut-off via time of day schedule, occupancy sensors and/or dual level switching. All specialty lighting will be coordinated with Architect.

Fire Alarm System

A digital, addressable voice alarm closed circuit, electrically supervised automatic and manual fire detection alarm system shall be provided. The system will consist of manual pull stations and audio-visual devices at means of egress throughout corridors, area smoke detectors, heat detectors in equipment rooms and smoke detectors in storage rooms. Duct mounted detectors in supply and return duct of air handling equipment for air handling system shutdown as required by code. The fire alarm system design will comply with the Americans with Disabilities Act regulations, and Texas Accessibility Standards (TAS), and the National Fire Protection Association NFPA 101, and NFPA 72, and the International Building Code (IBC). Existing building Fire Alarm System will be replaced with new Voice Evacuation System to meet current code to the extent

required by the Authority Having Jurisdiction (AHJ).

SECURITY NARRATIVE

Provide expansion of existing electronic security systems and sub-systems including:

Electronic Access Control: This system replaces the typical mechanical key controlled door lock with a door locking system that uses an access card as the access credential. The system includes an electric door-locking mechanisms, card reader located adjacent the door, door status sensor, door prop alarm and a request to exit device. Typical system configuration is card or schedule controlled entry with free exiting. **Surveillance:** This system provides electronic surveillance using high-resolution, Internet Protocol (IP) cameras; monitoring security sensitive areas for alarm assessment, and forensic investigations. **Lockdown Control:** On command, this system will lock all exterior doors during an emergency.

Facility Areas and Requirements

The project will have various functional areas requiring security connectivity:

- Electronic Access Control of Exterior Doors
- Classroom Addition
- Enclosure of Courtyard
- Renovate Science Wing
- Additional Fine Arts/Instrument Storage
- Weight Room Addition
- Replace Roof for Entire Building
- Replace Central Plant Cooling Towers
- Repurpose to Consolidate Administrative Services

The project includes design and coordination for the following Electronic Security Infrastructure sub-systems:

- Horizontal Distribution System
- Spaces and Pathways
- Device wiring requirements for security
- Security Racks, Patch Panels and Termination Blocks
- Architectural, Electrical, and HVAC requirements for security systems
- Mechanical Locking Systems

The design scheme will also include specific criteria including:

- Security Connectivity
- The security horizontal cabling will be terminated in wall mounted data gathering panels on each floor in designated, conditioned, secure rooms.
- The security cabling system standard shall be a minimum of four (4) conductors to each device and a minimum of eight (8) conductors to card readers.



LAGO VISTA INDEPENDENT SCHOOL DISTRICT

ADDITIONS & RENOVATIONS TO LAGO VISTA MIDDLE SCHOOL

- All security device wiring shall be home run from the head end panels (point of termination) to the security device location (point of origin).
- Network surveillance video shall be run from the cameras (point of origin) to the head end equipment on a cabling distance basis. Connectivity shall be on Category cable.

The Internet Protocol (IP) cameras will provide:

- View activity and people in entryways and elevator lobbies, with sufficient resolution to make personal identification
- View activity at stairwells, duress buttons and emergency phones
- Identification of vehicles entering and exiting the facility, with sufficient camera resolution to view license plates

Security significant area activity

- Video images will be stored for forensic review
- Cameras will record on detection of motion or detection of an alarm in the area
- Video images will be available for 30 days based on reasonable estimates of activity in the facility

The Access Control and Video Surveillance systems will be compatible with and connected to the existing systems. Building infrastructure will be designed with pathways and spaces that shall support state-of-the-art security applications. Security cabling terminations shall be in wall mounted panels or rack mounted equipment. Grounding and bonding will be to a single reference point.

TECHNOLOGY INFRASTRUCTURE – DESIGN NARRATIVE

INFORMATION TECHNOLOGY

- Where possible, existing telecom rooms to be retained with new horizontal cabling routed to these spaces and terminated on new patch panels.
- The horizontal data electrical cable length from the IDF serving a floor cannot exceed 295 electrical feet to the most distant outlet served.
- Horizontal cabling will be at a minimum of Category 6.
- Backbone cabling to the new telecom room will consist of 24 strands of Single Mode fiber
- Data cabling will be terminated on rack mounted 8 pin 8 position RJ modular insulation displacement type termination patch panels with a T568B termination. Each communications room shall provide for a minimum of 20% space capacity for expansion.
- All conduit and cable tray pathways will be sized based upon a Category 6 horizontal cable type and diameter. Wall boxes for the work area outlets will be 4-11/16 inches square by 2-1/8 inches min depth with a single gang reduction plate. All conduit serving work area outlets will be minimum 1-inch diameter conduit with pull string and insulated bushings to protect cabling. Telecommunications conduit to be stubbed up to the nearest accessible ceiling space for tech access to cable tray and cable routing.
- Design low voltage cable tray pathways along hallways and corridors. Cable trays shall be sized to

accommodate the initial number of designed cables plus 40% growth. Where possible existing pathways to be retained and reused for routing of the new structured cabling; additional pathways including both cable trays and J-hooks will be added as needed.

- The basket cable tray will be sized based upon TIA-569 requiring an initial maximum cable fill of 25 percent or less and will also account for security cabling plus future growth. For every 10-foot tray section, either 12 inches of access on one side and above the tray or 3 feet of unencumbered space is required.

GROUNDING SYSTEM

The NEC and TIA compliant grounding system will include a bonding conductor installed from the main telecommunications ground buss bar or primary bus bar (PBB), located in the main communications room, to the building's electrical service entrance bonding point. From the PBB, a bonding backbone conductor will be in-stalled, un-spliced, to each floor serving telecommunications room where it will be bonded to the respective room's Secondary Bus Bar (SBB). The grounding and bonding system will be extended in each telecommunications room from the PBB or SBB to the hardware, equipment racks, and ladder racks with a minimum of #6 AWG stranded copper conductor. It is recommended that bonding at all main points be affected with exothermic welds and to test to less than or equal to .01 Ohms.

WIRELESS

All interior building spaces shall have coverage for currently supported Wi-Fi standards, 802.11ac at a minimum SNR of 25dBm. Current trends estimate that users have 2-3 devices that have wireless connectivity capabilities. Factors that influence wireless coverage and thereby device placement include:

- Building materials (e.g., concrete, drywall, wood, steel)
- Building configuration (i.e., closed, semi-closed, or open space)
- Building furnishings (e.g., cabinets, partitions, furniture)
- WLAN radio frequency (RF) coverage design (e.g., adjacent floors, directional antennas)
- Occupant density
- Number and types of devices and their usage

Wireless access point spacing will be based upon TIA-162-A Telecommunications Cabling Guidelines for Wireless Access Points which utilizes a 60 foot square grid basis for locating devices. This assumes a 20% additional insertion loss in the equipment cord and thus the permanent link cable length is 242 feet. Connectivity for wireless access points on the exterior of the building will be coordinated with architectural elements to minimize aesthetic impact. Wireless coverage will be included for specific gathering areas, the perimeter of each respective building, and walkways between buildings.

TELECOMMUNICATIONS ROOMS (TR)

A typical 10 foot by 12 foot telecommunications room may include:

- One (1) 19" wide equipment rack to house backbone fiber/copper, wireless access point (WAP) connections, building automation system connections and cable management.



LAGO VISTA INDEPENDENT SCHOOL DISTRICT ADDITIONS & RENOVATIONS TO LAGO VISTA MIDDLE SCHOOL

- Two (2) 19" wide equipment racks to house horizontal work area data connections and cable management.
- 110 blocks mounted on wall fields to support specified voice circuits
- Horizontal ladder racks on the perimeter of the room and across the row of equipment racks.
- Vertical wire managers between equipment racks
- Telecommunications ground buss bars (TGB)
- Wall fields allocated for CATV and Electronic Security Access Control wall termination fields

TR architectural requirements:

- The finished floor to ceiling height should be a minimum of ten feet to allow for the addition of overhead ladder type cable tray as well as provide clearances for mechanical and electrical systems.
- A suspended ceiling is not required in the TR's.
- The access controlled entrance door to these areas should swing out of the room and provide a large enough opening to bring in eighty four inch high by thirty-two inch wide by forty two inch deep equipment cabinets.
- A minimum of three walls of the TR should be covered from one foot AFF to nine feet AFF with ¾ inch AC grade plywood painted on all sides with two coats of light color fire resistant paint.
- All walls should be floor to deck with no lay-in ceiling.
- The lighting level for the area shall be a minimum of 500 lux measured at three feet AFF and the finished floor surface shall have anti-static properties.
- The factors used to derive the 90 meter (295 ft) distance are the voltage output at the equipment in the TR, the voltage loss due to the cables resistance and the input sensitivity of the work area equipment (NIC card).
- The room shall be free of water pipes not directly required in support of the equipment within the room.
- It is recommended that a device to monitor the environment and provide a network accessible image of the area be included in the TR.

TR electrical requirements:

- The Telecommunications Rooms (TR) shall have one non-switched 20A, 120VAC duplex convenience outlets at 6 foot intervals on each wall.
- The convenience outlets as well as the switched lighting circuits shall not be on the same circuit breakers used to power any equipment in the TR.
- The 120VAC power for the convenience outlets shall not be derived from the breakers used to power the communications equipment.
- The three wire AC power circuits for the communications equipment should be connected to a panel that is on the stand-by electrical system, be on separate circuit breakers.
- Due to the additional power requirements of PoE devices a minimum of two (2) twenty (20) amp circuits should be provided at the base of each equipment rack.
- Additionally, one (1) thirty (30) amp 208VAC circuit to power core network switching equipment shall be provided at the rack location indicated in the room details of the construction drawings. The

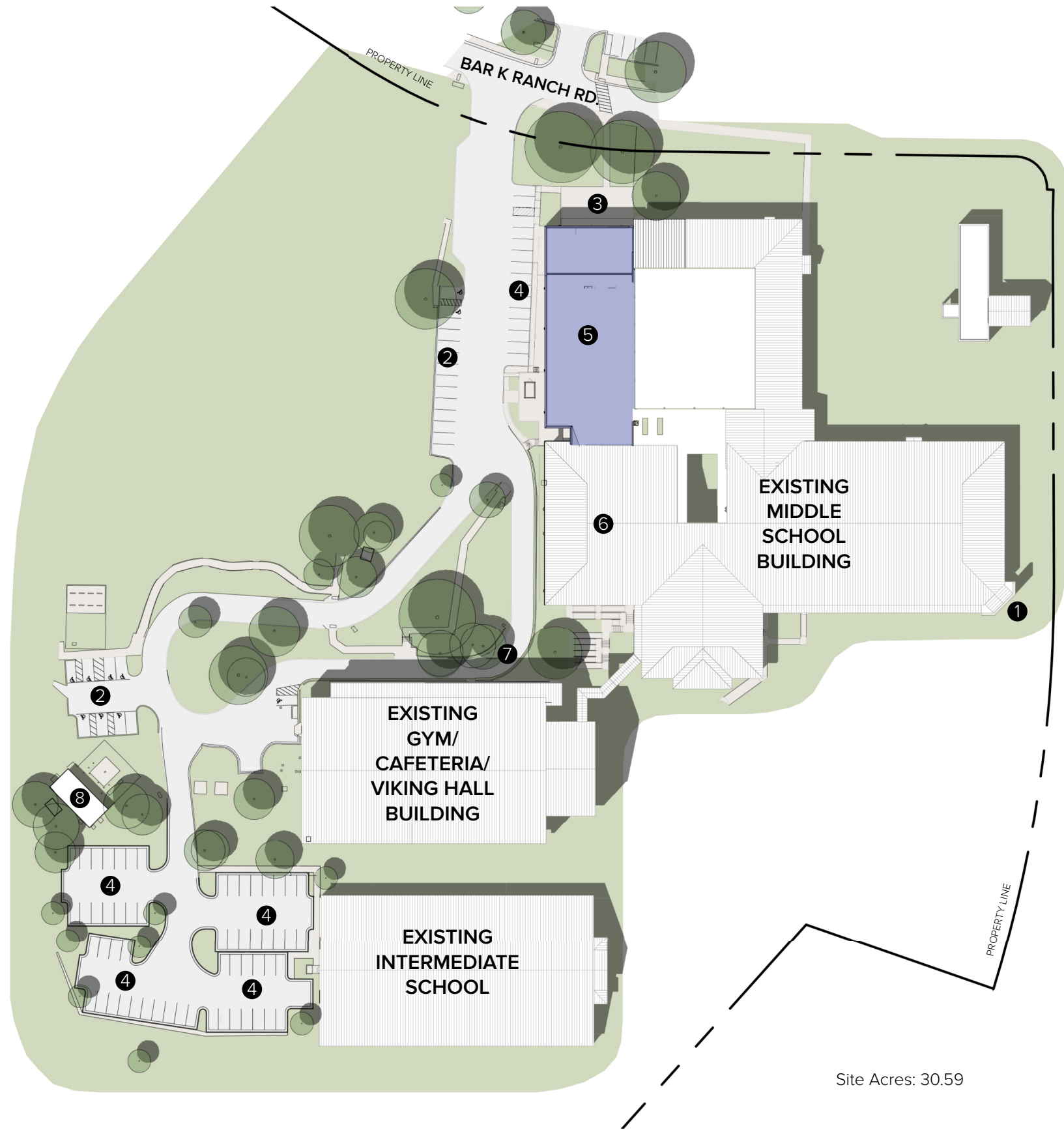
receptacle is a NEMA L14-30P.

- The telecommunication bonding and grounding infrastructure specified in J-STD-607-A shall be made available in each TR.

TR mechanical requirements:

- The TR must have adequate ventilation and be environmentally controlled 24 hours per day seven days per week.
- The thermostat to control the TR room environment shall be dedicated for the area and be located within the TR room.
- The TR room shall maintain a positive pressure with a minimum of one air change per hour, and have a cooling system capable of maintaining a constant temperature between 64° F and 75° F with a relative humidity between 30 percent and 55 percent (measured at 5 feet AFF).
- No liquids other than those necessary for the operation of the TR shall be plumbed through the TR area.
- Additionally, no building drain system piping shall pass through the TR area.
- Recommendations for the fire suppression system in the TR include inert gas with specialized smoke and heat detection.
- If water type sprinkler system is required per local code it is recommended that the system be a pre-action type system.

Lago Vista ISD Program							
Middle School Renovations		Program of Spaces			Capacity		
Goal Student Capacity:	Quantity	Area per space (S.F.)	Net Area (S.F.)	Remarks	Student Capacity Per Space	Max Capacity (TEA- Instruct. Spaces)	Functional Cap. (District Pref.- Instruct. Spaces)
INSTRUCTIONAL SPACES							
Instructional							
Classrooms	5	750	3,750	Courtyard infill	25	125	113
Resource Rooms	2	750	1,500	Renovation	24	48	43
Science Lab/Classroom incl.prep/storage	4	1,250	5,000	Renovation	24	96	86
Office/Storage/Staff Restroom	0	0	0	Capture from extra circulation			
Life Skills							
Life Skills	1	800	800	Classroom Space + Motor Lab Space	10	10	9
Restroom/Changing/Shower	1	150	150				
Laundry Room	1	80	80				
Kitchenette	1	150	150				
Storage	1	100	100				
General Support							
Girls Multi-Use Restroom	1	200	200				
Boys Multi-Use Restroom	1	200	200				
Custodial Closets	1	75	75				
Electrical Rooms	1	100	100	existing to remain?			
IDF Rooms	1	100	100				
INSTRUCTIONAL - SUBTOTAL NET AREA (sf)		16	12,205			279	251
Walls & Circulation (sf)			3,662				
TOTAL GROSS AREA (sf)			15,867	Bond Max 15000 sf			
Middle School Additions							
		Program of Spaces			Capacity		
Goal Student Capacity:	Quantity	Area per space (S.F.)	Net Area (S.F.)	Remarks	Student Capacity Per Space	Max Capacity (TEA- Instruct. Spaces)	Functional Cap. (District Pref.- Instruct. Spaces)
INSTRUCTIONAL SPACES							
Instructional							
Classrooms	4	750	3,000	Addition	25	100	90
ATHLETIC SPACES							
Physical Education							
Weight Room	1	1,000	1,000	Addition			
INSTRUCTIONAL - SUBTOTAL NET AREA (sf)		5	4,000			100	90
Walls & Circulation (sf)			1,200				
TOTAL GROSS AREA (sf)			5,200	Bond Max 6000 sf			
CAMPUS SUBTOTAL NET AREA (sf)		21	16,205	CAPACITY TOTALS		379	341
SUBTOTAL WALLS & CIRCULATION (sf)			4,862				
CAMPUS TOTAL GROSS AREA (sf)			21,067	Bond Max 21,000sf			



COLOR LEGEND

- Grass
- Paving
- Sidewalks
- Existing Building
- New Building
- Retaining Wall

- 1 Main Entry
- 2 Existing Parking To Remain
- 3 Outdoor Workout Area
- 4 New Parking Area
- 5 New Weight Room & Ed Wing
- 6 Renovated Science Wing
- 7 Existing Pick-up and Drop-Off
- 8 Cooling Tower To Be Replaced



OVERALL SITE



04

COLOR LEGEND

- Administration
- Academic
- Library
- Special Programs
- Cafeteria
- Athletics
- Restrooms/Support Spaces
- Circulation





Huckabee

ADDITIONS & RENOVATIONS TO LAGO VISTA MIDDLE SCHOOL

NOT FOR REGULATORY APPROVAL, PERMITTING OR CONSTRUCTION - JASON ANDRUS, TX #19417

WEIGHTROOM ADDITION PERSPECTIVE

06

PROJECT DATES

- Schematic Design
- Design Development
- Construction Documents
- Jurisdictional Review
- Bidding & Procurement
- Construction



TODAY

May 10, 2021

July 12, 2021


September 9, 2021

November 18, 2021

October 18 2021

October 25, 2021
N.T.P.

November 26, 2022
Substantial Completion



MORE THAN ARCHITECTS



PLANNING
ENGINEERING
PROGRAM MANAGEMENT

July 7, 2021

TEXAS

AUSTIN
COLLEGE STATION
CONROE
CORPUS CHRISTI
DALLAS
FORT WORTH
FRISCO
HOUSTON
LAREDO
SAN ANTONIO
SAN MARCOS
WACO

CALIFORNIA

LOS ANGELES
ORANGE
SAN JOSE

ILLINOIS

CHICAGO

MICHIGAN

LANSING

Mr. Darren Webb
Superintendent
Lago Vista Independent School District
8039 Bar K Ranch Road
Lago Vista, TX 78645

RE: Lago Vista ISD 2020 Bond – Recommendation for Award of Special Inspection and Testing Agency Services (SITA)

Dear Mr. Webb:

Statements of Qualifications for RFQ #06-06-2021 (formerly #06-02-2021), Special Inspection and Testing Agency Services, were received on June 25, 2021. A total of four (4) responses were received and were evaluated and scored by the selection panel.

As a result of the evaluation process, Raba Kistner, Inc. was selected as the most qualified to perform the required services. We are providing you with a copy of the scoring tabulation summary, the scoring workbook and an editable detailed information sheet to customize as you see fit.

Should you require more information or have any questions, please do not hesitate to contact me at 214.862.2104 or by email below.

Sincerely,
Lockwood, Andrews & Newnam, Inc.

Tim Strucely
Program Manager
tdstrucely@lan-inc.com


Lockwood, Andrews
& Newnam, Inc.

A LEO A DALY COMPANY

8911 N. Capital of Texas Hwy
Bldg. 2, Suite 2300
Austin, TX 78759
512.338.4212

lan-inc.com

Construction Materials Testing (CMT/SITA) Proposal Evaluation

 Lockwood, Andrews & Newnam, Inc. <small>A LEO A DALY COMPANY</small>	Point Value (total/each)	Raba Kistner	ECS	Arias	Alpha
1. Evaluation survey of company references and project contacts (Automated Survey)	25				
Respondent's references and stated project contacts in Sections VII.6 will be sent a request to participate in a survey of your company. The weighted average overall score for your company will be used to allocate a pro-rated share of the total available points in this category. If 4 or fewer responses are received, your company will earn zero points for this category. You are responsible for accuracy of email address. A formula will be used as follows: ("Reference Factor" * points available in the category). "Reference Factor" is determined as follows: (Your average overall score/maximum possible average overall score.)		24.35	0.00	0.00	21.00
2. Community Participation	5				
Respondent and/or team members demonstrate participation in local community organizations, owner committees and foundations illustrating commitment to and knowledge of local issues.		3.25	3.00	1.50	2.75
3. Local Experience	5				
Respondent and/or team members demonstrate experience working in surrounding districts and thereby better serve Owner's projects.		5.00	4.00	3.00	3.50
4. Similar Projects	35				
Respondent and/or team demonstrates similar project experience to the work planned by Owner in a qualified manner and thereby the capability to better serve the Owner's projects.		34.00	27.50	27.50	30.50
5. Project Approach, Available Services and Strength of Team Members	25				
Respondent demonstrates a thorough understanding of the needs that require fulfillment to complete a capital program like the Owner's and thereby demonstrates the range of services available to meet a variety of needs, providing a clear org chart, line of command and qualified personnel to perform the work.		23.50	20.50	18.25	22.75
6. Company Stability	5				
Respondent demonstrates a stable history through years in business, sound financial information, no findings of negligence, overall size, service as prime contract holder, renewal of contracts, work on hand to staff ratio and other criteria.		5.00	4.25	3.50	4.25
Total:	100	95.10	59.25	53.75	84.75
Rank		1	3	4	2

DETAILED INFORMATION SHEET

Board Meeting Date: July 12, 2021

Title: **CONSIDER AND TAKE POSSIBLE ACTION TO AUTHORIZE, NEGOTIATE AND ENTER INTO A CONTRACT FOR SPECIAL INSPECTION AND TESTING AGENCY SERVICES WITH RABA KISTNER, INC. FOR THE 2020 BOND PROGRAM**

Resolution: BE IT RESOLVED BY THE LAGO VISTA INDEPENDENT SCHOOL DISTRICT BOARD OF TRUSTEES: That the Board of Trustees authorizes the District to negotiate and enter into a Contract with Raba Kistner Inc. for Special Inspection and Testing Agency Services for the 2020 Bond Program. Should Raba Kistner Inc. decline to enter into a Contract, the District shall proceed into negotiations with the next vendor as ranked until an agreement is reached or the services are resolicited.

Background

Pursuant to the provisions of Texas Government Code Chapter 2254.004, The District issued a Request for Qualifications (RFQ) #06-06-2021 to select the most highly qualified provider through a one-step process with the following schedule of events:

First Advertisement	June 7, 2021
Second Advertisement	June 14, 2021
Deadline for Questions	June 16, 2021
Addendum with Answers Issued to RFQ Questions	June 21, 2021
Deadline to Receive Qualifications – 1:00 PM CDT	June 25, 2021
Evaluation Period	June 28 – July 6, 2021
Board Approval of Administration to Negotiate with Recommended Firm	July 12, 2021

The District received four (4) Statements of Qualifications, four (4) of which were compliant and ranked as follows:

- Raba Kistner, Inc. – 1
- Alpha Testing, Inc. - 2
- ECS Southwest, LLP - 3
- Arias & Associates, Inc. - 4

**Proposed Amendment to the
University Interscholastic League Constitution and Contest Rules**

A. Brief Explanation of Proposed Amendment

This amendment to the UIL Constitution and Contest Rules, UIL-TEA Side by Side and Previous Athletic Participation Form (PAPF) amends UIL rules and policies to comply with HB547 passed by the 87th Legislature.

B. Factual and Policy Justifications

These changes are required to address recent changes implemented by HB547 which allows homeschool students to be eligible for UIL activities, if approved by the local school district.

C. Proposed Amendment

UIL *Constitution and Contest Rules (as well as Reclassification and Realignment policies and the TEA-UIL Side by Side Manual)* would be amended as follows, pending approval by the Commissioner of Education:

Section 5: DEFINITIONS

(ss) NON-ENROLLED (HOME SCHOOLED) STUDENT - MEANS A STUDENT WHO RECEIVES INSTRUCTION FROM A NON-PUBLIC SCHOOL AS DESCRIBED IN SECTION 29.916(A)(1) AND 33.0832 OF THE TEXAS EDUCATION CODE.

Section 351: CONFERENCE BASED ON ENROLLMENT

(a) ENROLLMENT. SCHOOLS THAT ALLOW HOMESCHOOL PARTICIPATION MUST NOTIFY THEIR DEC AND UIL BY AUGUST 1st.

Section 403: ELIGIBILITY - ATHLETICS

(f)(6)(D) CHARTER SCHOOLS. FOR NON-ENROLLED (HOME SCHOOLED) STUDENTS, IF THE PUBLIC INDEPENDENT SCHOOL DISTRICT WHERE THE PARENT(S) / GUARDIAN(S) OF THE STUDENT RESIDE DECIDES NOT TO ALLOW NON-ENROLLED (HOME SCHOOLED) STUDENTS TO PARTICIPATE, THE NON-ENROLLED (HOME SCHOOLED) STUDENT COULD PETITION FOR PARTICIPATION AT A CHARTER SCHOOL LOCATED WITHIN THE BOUNDARIES OF THE INDEPENDENT SCHOOL DISTRICT WHERE THE PARENT(S) / GUARDIAN(S) OF THE STUDENT RESIDE, IF ALLOWED BY THAT CHARTER SCHOOL ADMINISTRATION.

Section 406: FULL-TIME DAY STUDENT

(f) IS A NON-ENROLLED (HOME SCHOOLED) STUDENT SEEKING PARTICIPATION AND IS IN COMPLIANCE WITH ALL PROVISIONS INCLUDED IN SECTION 33.0832 OF THE TEXAS EDUCATION CODE.

Section 407: REGULAR ATTENDANCE

(d) A NON-ENROLLED (HOME SCHOOLED) STUDENT SEEKING PARTICIPATION, WHO IS IN COMPLIANCE WITH ALL PROVISIONS INCLUDED IN SECTION 33.0832 OF THE TEXAS EDUCATION CODE WOULD NOT BE SUBJECT TO THIS RULE.

SECTION 408: FOUR-YEAR PROGRAM OF HIGH SCHOOL COURSES

(a) A student may participate in UIL contests during a program of high school courses over a period of four consecutive years after the student first enrolls in the ninth grade. A student is considered to be enrolled in the ninth grade the day of that student's registration as a ninth grader and

attendance in a full class period (INCLUDING AN ATHLETIC PERIOD OR PRACTICE) at the ninth grade level.

SECTION 411: CREDIT REQUIREMENTS FOR ELIGIBILITY DURING FIRST SIX WEEKS

(e) A NON-ENROLLED (HOME SCHOOLED) STUDENT SEEKING PARTICIPATION FOR THE FIRST SIX WEEKS MUST DEMONSTRATE GRADE-LEVEL ACADEMIC PROFICIENCY ON ANY NATIONALLY RECOGNIZED, NORM-REFERENCED ASSESSMENT INSTRUMENT, SUCH AS THE IOWA TEST OF BASIC SKILLS, STANFORD ACHIEVEMENT TEST, CALIFORNIA ACHIEVEMENT TEST, OR COMPREHENSIVE TEST OF BASIC SKILLS PRIOR TO THE FIRST DAY OF SCHOOL. A NON-ENROLLED STUDENT DEMONSTRATES THE REQUIRED ACADEMIC PROFICIENCY BY ACHIEVING A COMPOSITE, CORE, OR SURVEY SCORE THAT IS WITHIN THE AVERAGE OR HIGHER THAN AVERAGE RANGE OF SCORES, AS ESTABLISHED BY THE APPLICABLE TESTING SERVICE. FOR PURPOSES OF THIS SUBSECTION, A SCHOOL DISTRICT SHALL ACCEPT ASSESSMENT RESULTS ADMINISTERED OR REPORTED BY A THIRD PARTY.

Section 442: RESIDENCE IN SCHOOL DISTRICT AND ATTENDANCE ZONE

This section applies to the first calendar year of attendance in grades 9-12, AND TO A NON-ENROLLED (HOME SCHOOLED) STUDENT SEEKING PARTICIPATION IN ACCORDANCE WITH SECTION 33.0832 OF THE TEXAS EDUCATION CODE.

Section 1102: General Regulations

(b)(2) Grade Limits. No student in grades 6 and below may participate in UIL music competitions or events. Exception: Sixth grade students are eligible to participate in UIL concert and sight-reading evaluation under the following provisions.

(A) Orchestra. The student shall be enrolled in the corresponding music class of the ensemble that is participating in concert and sight-reading OR IS A NON-ENROLLED (HOME SCHOOLED) STUDENT SEEKING PARTICIPATION AND IS IN COMPLIANCE WITH ALL PROVISIONS INCLUDED IN SECTION 33.0832 OF THE TEXAS EDUCATION CODE.

(B) Band and Choir. The student shall be enrolled in the corresponding music class of the ensemble that is participating in concert and sight-reading and the band or choir shall be comprised of a majority of 7th grade students or above OR IS A NON-ENROLLED (HOME SCHOOLED) STUDENT SEEKING PARTICIPATION AND IS IN COMPLIANCE WITH ALL PROVISIONS INCLUDED IN SECTION 33.0832 OF THE TEXAS EDUCATION CODE.

Section 1205: ATHLETIC ELIGIBILITY

(e) SUB-VARSITY ELIGIBILITY REQUIREMENTS. An individual is eligible to participate in UIL contests if that individual is a full-time student of the member school the student represents, has been in attendance and has passed the number of courses required by state law and by rules of the State Board of Education, and is passing the number of courses required by state law and by rules of the State Board of Education; OR IS A NON-ENROLLED (HOME SCHOOLED) STUDENT SEEKING PARTICIPATION AND IS IN COMPLIANCE WITH ALL PROVISIONS INCLUDED IN SECTION 33.0832 OF THE TEXAS EDUCATION CODE.

Section 1206: SCHOOL PRACTICE AND GAME RESTRICTIONS

(d)(1) Accelerated physical education activities, calisthenics, skills, strength training or conditioning exercises may be conducted during the school year within the school day provided such activities do not exceed one regular classroom period, not to exceed 60 minutes when classes meet every day (300 minutes per week for block schedules). THIS PROVISION APPLIES TO A NON-ENROLLED (HOME SCHOOLED) STUDENT PARTICIPATING IN ACCORDANCE WITH SECTION 33.0832 OF THE TEXAS EDUCATION CODE.

Section 1207: RULES, VIOLATIONS AND PENALTIES

- (d) Unattached Participation. In any UIL member school sponsored athletic contest, meet or tournament, UIL member high school students shall not be permitted to enter unattached. The penalty for violation of this rule shall be assessed against the member school(s) in violation. THIS PROVISION APPLIES TO A NON-ENROLLED (HOME SCHOOLED) STUDENT PARTICIPATING IN ACCORDANCE WITH SECTION 33.0832 OF THE TEXAS EDUCATION CODE.

Section 1208: ATHLETIC REGULATIONS

- (u)(3) Participating With Other Leagues. A UIL member school that participates in an athletic activity offered by the UIL in a non-UIL league under the auspices of any other sanctioning organization is subject to the range of penalties, up to and including suspension from UIL athletic activities. THIS PROVISION APPLIES TO A NON-ENROLLED (HOME SCHOOLED) STUDENT PARTICIPATING IN ACCORDANCE WITH SECTION 33.0832 OF THE TEXAS EDUCATION CODE.

Section 1400: JUNIOR HIGH (SEVENTH AND EIGHTH GRADES)

- (a)(1) Student's Eligibility. An individual may participate in UIL competition or contests as a representative of the participant school he/she attends if that student has been in attendance and has passed the number of courses required by state law and by rules of the State Board of Education, and is passing the number of courses required by state law and by rules of the State Board of Education; OR IS A NON-ENROLLED (HOME SCHOOLED) STUDENT SEEKING PARTICIPATION AND IS IN COMPLIANCE WITH ALL PROVISIONS INCLUDED IN SECTION 33.0832 OF THE TEXAS EDUCATION CODE.
- (b)(1) Has been in attendance and has passed the number of courses required by state law and by rules of the State Board of Education and is passing the courses required by state law and by rules of the State Board of Education; OR IS A NON-ENROLLED (HOME SCHOOLED) STUDENT SEEKING PARTICIPATION AND IS IN COMPLIANCE WITH ALL PROVISIONS INCLUDED IN SECTION 33.0832 OF THE TEXAS EDUCATION CODE.

SECTION 1478: SEVENTH AND EIGHTH GRADE ATHLETIC PLAN

- (b)(5) - Is a full-time student in grade seven or eight at the school he/she represents, OR IS A NON-ENROLLED (HOME SCHOOLED) STUDENT SEEKING PARTICIPATION AND IS IN COMPLIANCE WITH ALL PROVISIONS INCLUDED IN SECTION 33.0832 OF THE TEXAS EDUCATION CODE.

Exception: Seventh and eighth grade students from public K-8 ISDs that do not field a team, may participate on the seventh and eighth grade baseball, basketball, football, soccer, softball and/or volleyball teams at the junior high school in the attendance area where they reside or which is a part of the designated receiving school district. (Parochial AND private, and home-schooled students are not eligible.)

- (b)(6) Has been in attendance and has passed the number of courses required by state law and by rules of the State Board of Education, and is passing the number of courses required by state law and by rules of the State Board of Education; OR IS A NON-ENROLLED (HOME SCHOOLED) STUDENT SEEKING PARTICIPATION AND IS IN COMPLIANCE WITH ALL PROVISIONS INCLUDED IN SECTION 33.0832 OF THE TEXAS EDUCATION CODE.
- (d)(13) Physical Education/Athletic Periods. No student shall be enrolled in more than one physical education or athletics class per school day. Schools may use a seventh, eighth or zero period concept for athletics, provided no student enrolled in the class is enrolled in any other physical education/athletics class. This period shall not exceed 60 minutes per day (or 300 minutes per week on a block schedule) and the allotted time includes time for dressing and re-dressing in street clothes. Refer to Section 1206 (d). THIS PROVISION APPLIES TO A NON-ENROLLED (HOME SCHOOLED) STUDENT PARTICIPATING IN ACCORDANCE WITH SECTION 33.0832 OF THE TEXAS EDUCATION CODE.

Previous Athletic Participation Form (PAPF)

Question 2: Has the student ever enrolled or participated in a HOME SCHOOL PROGRAM, Magnet program, Charter school, Open/Choice Enrollment (within the ISD) or International Baccaluarte (IB) program in grades 9-12?

Question 10: Is the student enrolled in less than an average of four hours per day of instruction for either state or local high school credit? IF YES, PLEASE ATTACH AN EXPLANATION.

Question 11: HOMESCHOOL STUDENTS PARTICIPATING IN ACCORDANCE WITH SECTION 33.0832 OF THE TEXAS EDUCATION CODE: HAS THE STUDENT MOVED INTO THE ATTENDANCE ZONE WITHIN THE PAST 12 MONTHS? IF YES, A FULL HEARING OF THE DEC IS REQUIRED FOR VARSITY PARTICIPATION. YES or NO

TEA-UIL Side by Side:

First Six weeks:

UIL participants are eligible to participate in contests during the first six weeks of the school year provided the following standards have been met:

- Students beginning in grades nine and below must have been promoted from the previous grade prior to the beginning of the current school year.
- Students beginning their second year of high school must have earned five credits, which count toward state high school graduation requirements.
- Students beginning their third year of high school either must have earned a total of ten credits which count toward state high school graduation credits or have earned a total of five credits which count toward state high school graduation requirements during the 12 months preceding the first day of the current school year.
- Students beginning their fourth year of high school either must have earned a total of 15 credits which count toward state high school graduation credits or have earned a total of five credits which count toward state high school graduation requirements during the 12 months preceding the first day of the current school year.

A NON-ENROLLED (HOME SCHOOLED) STUDENT SEEKING PARTICIPATION FOR THE FIRST SIX WEEKS IN ACCORDANCE WITH SECTION 33.0832 OF THE TEXAS EDUCATION CODE MUST DEMONSTRATE GRADE-LEVEL ACADEMIC PROFICIENCY ON ANY NATIONALLY RECOGNIZED, NORM-REFERENCED ASSESSMENT INSTRUMENT, SUCH AS THE IOWA TEST OF BASIC SKILLS, STANFORD ACHIEVEMENT TEST, CALIFORNIA ACHIEVEMENT TEST, OR COMPREHENSIVE TEST OF BASIC SKILLS PRIOR TO THE FIRST DAY OF SCHOOL.

A NON-ENROLLED STUDENT DEMONSTRATES THE REQUIRED ACADEMIC PROFICIENCY BY ACHIEVING A COMPOSITE, CORE, OR SURVEY SCORE THAT IS WITHIN THE AVERAGE OR HIGHER THAN AVERAGE RANGE OF SCORES, AS ESTABLISHED BY THE APPLICABLE TESTING SERVICE. FOR PURPOSES OF THIS SUBSECTION, A SCHOOL DISTRICT SHALL ACCEPT ASSESSMENT RESULTS ADMINISTERED OR REPORTED BY A THIRD PARTY.

After the first six weeks:

A student who receives, at the end of any grading period (after the first six weeks of the school year), a grade below 70 in any class (other than an identified class eligible for exemption) or a

student with disabilities who fails to meet the standards in the Individual Education Plan (IEP) may not participate in extracurricular activities for three school weeks (SEE INFORMATION FOR NON-ENROLLED (HOME SCHOOLED) STUDENTS BELOW). An ineligible student may practice or rehearse, however. The student regains eligibility after the seven calendar day waiting period has ended following a grading period or the three school week evaluation period when the principal and teachers determine that he or she has earned a passing grade (70 or above) in all classes, other than those that are exempted.

All activity coaches and directors are responsible for obtaining official grade reports from the individual the principal designates as the keeper of official grades before the student represents the school. This provision applies to all grading periods. It also applies to all three-school week evaluation periods for ineligible students.

IN ACCORDANCE WITH SECTION 33.0832 OF THE TEXAS EDUCATION CODE, THE PARENT OR PERSON STANDING IN PARENTAL RELATION TO A NON-ENROLLED (HOME SCHOOLED) STUDENT PARTICIPATING IN A LEAGUE ACTIVITY ON BEHALF OF A PUBLIC SCHOOL MUST PERIODICALLY, IN ACCORDANCE WITH THE SCHOOL'S GRADING CALENDAR, PROVIDE WRITTEN VERIFICATION TO THE SCHOOL INDICATING THAT THE STUDENT IS RECEIVING A PASSING GRADE IN EACH COURSE OR SUBJECT BEING TAUGHT.

D. Potential Fiscal Impact of the Proposed Rule to Member Schools

This proposed amendment should have minimal fiscal impact on member schools.

E. Legislative Council Consideration; Effective Date

If approved by the Legislative Council and the Commissioner of Education, this amendment shall be effective August 1, 2021.



Notice of Regular Meeting The Board of Trustees LVISD

A regular meeting of the Board of Trustees of Lago Vista ISD was held on Monday, June 14, 2021, beginning at 6:00PM, in the board room at Viking Hall, 8039 Bar-K Ranch Road, Lago Vista, Texas 78645.

LVISD Board Members

Laura Vincent
Jerrell Roque - *absent*
Isai Arredondo
Richard Raley - *absent*
Greg Zaleski
David Scott
Laura Spiers

Also Present

Darren Webb, Superintendent
Jason Stoner, Dir. of Finance
Jason Andrus, Huckabee
Michael King, Director of Maintenance

- Determination of quorum, call to order, pledges of allegiance*
Laura Vincent called the meeting to order at 6:02pm and led pledges to the American and Texas flags.
- Huckabee Update and Design Discussion*
Jason Andrus provided the board an update on the design and budget of the elementary project. Due to the rising cost of materials the project is over budget. Huckabee, LAN and Weaver & Jacobs are bringing recommendations to the district to get within the budget.
- Discussion of SY2021-2022 Budget*
Mr. Stoner and Mr. Webb provided the board an update on the SY 20-21 budget. They discussed with the board about future purchases and how it will affect the fund balance. Also discussed the elementary being over budget and how to compensate for some of the short fall.
- Discussion and Possible Action on Renewal of Aramark Food Service Contract*
Mr. Stoner stated the food contract would increase by 3.6%.
Greg Zaleski moved to approve the food contract with Aramark, Laura Spiers made the 2nd. There was discussion to make sure adults would get an adult portion with the adults pricing. Motion carried 5-0.
- Discussion and Possible Action on Renewal of GoldStar Contract*
Mr. Webb recommended the approval of the contract with a 3.4% increase. Mr. Webb reminded the board when proposals were sent out two years ago only two companies sent in proposals.
Isai Arredondo motioned to accept; David Scott seconded; no discussion; motion carried 5-0.
- Approval of iPad buyback*
Mr. Stoner explained to the board that the district had devices that were 8-9 years old and could not run current apps and would not hold charges. The district would like to sell the devices to a company. Policy states the board has to approve the resale of technology devices.
David Scott made a motion to approve the sale of iPad's; Greg Zaleski seconded; no discussion; motion carried 5-0.
- Maintenance Director Report*
Mr. King gave a report on facilities. He provided information on the number of workorders completed in the last 100 days and how many were still not completed. He discussed the vision of implementing a preventive maintenance schedule. He also provided a list of completed projects.

LAGO VISTA INDEPENDENT SCHOOL DISTRICT

www.lagovistaisd.net

Excellence in ALL we do

8. *Discussion and Possible Action on Purchase of Portable Buildings*

Mr. Webb and Mr. Stoner provided information about their recommendation of purchasing a portable building and pricing for the removal and hook cost for the new building. It was recommended to buy a 4-room portable building at the cost of \$187,154 from Palomar Modular Buildings and recommended Team Modul to do the site work in the amount of \$70,197.

Greg Zaleski moved to approve as presented; Laura Spiers seconded; no discussion; motion carried 5-0.

9. *Consent Agenda*

- a. Minutes of Previous Meetings: Regular Meeting, May 10, 2021;
Public Hearing & Special Meeting, May 17, 2021; Budget Workshop June 3, 2021
- b. Monthly Financial Reports

Isai Arredondo moved to approve consent agenda items; David Scott seconded; no discussion; motion carried 6-0

10. *Superintendent's Report*

Mr. Webb gave a COVID update and there has not been any new updates on health guidance for next year. Mr. Webb informed the board of a Junior Class fundraiser. He also discussed with the board about a plan for a temporary weight room for the middle school during construction.

At 8:08pm, the board went into closed session.

11. *Closed Session:*

- a. Texas Govt. Code 551.074 (Personnel matters)
- b. Texas Govt. Code Section 511.001 (Real Property)

Reconvened in open session at 8:44pm; no action taken

12. *Adjourn*

There being no more business, the meeting adjourned at 8:45pm

Presiding Officer

Date

BANK STATEMENTS/INVESTMENTS

20-21	Sept	Oct	Nov	Dec	Jan	Feb	Mar	April	May	June	July	Aug
General	\$ 1.00	\$ 1.00	\$ 1.00	\$ 1.00	\$ 1.00	\$ 1.00	\$ 1.00	\$ 1.00	\$ 1.00	\$ 1.00		
General Sweep	\$ 213,172.36	\$ 218,801.34	\$ 528,910.67	\$ 467,538.19	\$ 590,936.28	\$ 519,411.94	\$ 460,318.98	\$ 443,167.26	\$ 248,090.46			
Lonestar Construction	\$ -	\$ -	\$ -		\$ -	\$ -	\$ -	\$ 43,836,837.12	\$ 43,599,501.84	\$ 43,142,974.81		
Lonestar M & O	\$ 5,975,093.70	\$ 5,031,467.96	\$ 3,829,766.56	\$ 6,756,349.95	\$ 15,397,016.95	\$ 17,411,322.06	\$ 16,647,629.59	\$ 15,800,201.37	\$ 15,204,534.93	\$ 13,910,016.54		
Lonestar I&S	\$ 1,978,212.06	\$ 2,057,196.88	\$ 2,119,964.92	\$ 3,268,019.97	\$ 6,100,861.43	\$ 6,268,737.18	\$ 5,489,808.17	\$ 5,570,575.13	\$ 5,591,156.15	\$ 5,614,425.02		
Texpool M&O	\$ 98,205.50	\$ 98,216.65	\$ 98,226.65	\$ 98,234.26	\$ 98,240.86	\$ 98,244.10	\$ 98,245.63	\$ 98,246.75	\$ 98,247.68	\$ 98,248.79		
Texpool I&S	\$ 197.75	\$ 197.75	\$ 197.75	\$ 197.75	\$ 197.75	\$ 197.75	\$ 197.75	\$ 197.75	\$ 197.75	\$ 197.75		
TOTAL (less Conctruction)	\$ 8,264,882.37	\$ 7,405,881.58	\$ 6,577,067.55	\$ 10,590,341.12	\$ 22,187,254.27	\$ 24,297,914.03	\$ 22,696,201.12	\$ 21,912,389.26	\$ 21,142,227.97	\$ 19,622,889.10	\$ -	\$ -
Difference		\$ (859,000.79)	\$ (828,814.03)	\$ 4,013,273.57	\$ 11,596,913.15	\$ 2,110,659.76	\$ (1,601,712.91)	\$ (783,811.86)	\$ (770,161.29)	\$ (1,519,338.87)	\$ (19,622,889.10)	\$ -
INTEREST EARNED												
General	\$ -	\$ -	\$ -	\$ -	\$ -	\$ -	\$ -	\$ -	\$ -			
General Sweep	\$ 35.11	\$ 33.78	\$ 32.82	\$ 40.96	\$ 48.55	\$ 39.83	\$ 44.86	\$ 53.08	\$ 45.20			
Lonestar Construction								\$ 3,508.82	\$ 4,192.46	\$ 3,511.41		
Lonestar M & O	\$ 1,172.29	\$ 923.98	\$ 623.50	\$ 615.59	\$ 1,595.65	\$ 1,721.80	\$ 1,813.88	\$ 1,624.22	\$ 1,491.33	\$ 1,189.85		
Lonestar I&S	\$ 348.22	\$ 339.60	\$ 289.69	\$ 343.30	\$ 640.04	\$ 615.07	\$ 641.41	\$ 554.22	\$ 534.77	\$ 455.09		
Texpool M&O	\$ 11.89	\$ 11.15	\$ 10.00	\$ 7.61	\$ 6.60	\$ 3.24	\$ 1.53	\$ 1.12	\$ 0.93	\$ 1.11		
Texpool I&S	\$ -	\$ -	\$ -	\$ -	\$ -	\$ -	\$ -	\$ -	\$ -	\$ -		
TAL INTEREST (less construction)	\$ 1,567.51	\$ 1,308.51	\$ 956.01	\$ 1,007.46	\$ 2,290.84	\$ 2,379.94	\$ 2,501.68	\$ 2,232.64	\$ 6,264.69	\$ 5,157.46	\$ -	\$ -
Cumulative		\$ 2,876.02	\$ 3,832.03	\$ 4,839.49	\$ 7,130.33	\$ 9,510.27	\$ 12,011.95	\$ 14,244.59	\$ 20,509.28	\$ 25,666.74	\$ 25,666.74	\$ 25,666.74
BANK STATEMENTS/INVESTMENTS												
19-20	Sept	Oct	Nov	Dec	Jan	Feb	Mar	April	May	June	July	Aug
General	\$ 353,132.66	\$ 177,348.50	\$ 298,904.14	\$ 305,632.28	\$ 208,929.35	\$ 382,271.14	\$ 9.53	\$ 1.00	\$ 1.00	\$ 1.00	\$ 1.00	\$ 1.00
General Sweep							\$ 429,644.42	\$ 474,375.02	\$ 225,683.45	\$ 309,691.09	\$ 365,790.73	\$ 303,993.81
Lonestar M & O	\$ 5,429,205.30	\$ 5,101,644.50	\$ 4,606,896.43	\$ 10,898,263.68	\$ 15,932,407.27	\$ 17,089,096.23	\$ 16,223,228.35	\$ 14,708,392.00	\$ 13,952,629.42	\$ 12,863,303.80	\$ 12,085,379.78	\$ 7,295,538.92
Lonestar I&S	\$ 1,762,887.05	\$ 1,788,462.31	\$ 1,996,979.14	\$ 4,108,284.58	\$ 5,691,976.19	\$ 5,695,191.04	\$ 5,769,912.29	\$ 5,790,904.19	\$ 5,815,740.51	\$ 5,828,761.42	\$ 5,841,464.53	\$ 1,961,063.76
Texpool M&O	\$ 97,318.60	\$ 97,476.63	\$ 97,611.08	\$ 97,745.55	\$ 97,877.76	\$ 98,001.47	\$ 98,084.99	\$ 98,121.68	\$ 98,144.06	\$ 98,161.48	\$ 98,178.87	\$ 98,193.61
Texpool I&S	\$ 196.07	\$ 196.38	\$ 196.68	\$ 196.99	\$ 197.30	\$ 197.59	\$ 197.75	\$ 197.75	\$ 197.75	\$ 197.75	\$ 197.75	\$ 197.75
TOTAL	\$ 7,642,739.68	\$ 7,165,128.32	\$ 7,000,587.47	\$ 15,410,123.08	\$ 21,931,387.87	\$ 23,264,757.47	\$ 22,521,077.33	\$ 21,071,990.64	\$ 20,092,396.19	\$ 19,100,116.54	\$ 18,391,012.66	\$ 9,658,988.85
Difference		\$ (477,611.36)	\$ (164,540.85)	\$ 8,409,535.61	\$ 6,521,264.79	\$ 1,333,369.60	\$ (743,680.14)	\$ (1,449,086.69)	\$ (979,594.45)	\$ (992,279.65)	\$ (709,103.88)	\$ (8,732,023.81)
INTEREST EARNED												
General	\$ 31.86	\$ 30.13	\$ 24.64	\$ 25.65	\$ 25.15	\$ 22.04	\$ 8.53	\$ -	\$ -	\$ -	\$ -	\$ -
General Sweep							\$ 443.27	\$ 178.39	\$ 32.34	\$ 31.23	\$ 38.84	\$ 35.34
Lonestar M & O	\$ 11,263.24	\$ 9,568.50	\$ 7,577.92	\$ 1,110.07	\$ 20,792.91	\$ 24,145.06	\$ 22,664.43	\$ 16,999.04	\$ 11,957.60	\$ 7,672.48	\$ 4,506.02	\$ 1,931.05
Lonestar I&S	\$ 3,226.41	\$ 3,107.20	\$ 2,965.87	\$ 4,666.98	\$ 7,573.80	\$ 7,881.94	\$ 7,829.41	\$ 6,316.04	\$ 4,817.97	\$ 3,321.73	\$ 2,091.40	\$ 593.58
Texpool M&O	\$ 172.77	\$ 158.03	\$ 134.45	\$ 134.47	\$ 132.21	\$ 123.71	\$ 83.52	\$ 36.69	\$ 22.38	\$ 17.42	\$ 17.39	\$ 14.74
Texpool I&S	\$ 0.31	\$ 0.31	\$ 0.30	\$ 0.31	\$ 0.31	\$ 0.29	\$ 0.16	\$ -	\$ -	\$ -	\$ -	\$ -
TOTAL INTEREST	\$ 14,694.59	\$ 12,864.17	\$ 10,703.18	\$ 5,937.48	\$ 28,524.38	\$ 32,173.04	\$ 31,029.32	\$ 23,530.16	\$ 16,830.29	\$ 11,042.86	\$ 6,653.65	\$ 2,574.71
Cumulative		\$ 27,558.76	\$ 38,261.94	\$ 44,199.42	\$ 72,723.80	\$ 104,896.84	\$ 135,926.16	\$ 159,456.32	\$ 176,286.61	\$ 187,329.47	\$ 193,983.12	\$ 196,557.83

REVENUES & EXPENDITURES 2020-2021

Jun-21					
83.33%	20-21				
	Current Year				
REVENUES		BUDGET	ACTUAL	BALANCE	BUDGET
57xx	LOCAL TAX REVENUES	\$ 18,781,500	\$ 18,270,355	\$ 511,145	97.28%
58XX	STATE PROG. REVENUES	\$ 1,434,000	\$ 1,380,842	\$ 53,158	96.29%
59xx	FED PROG REV (SHARS)	\$ 185,000	\$ 140,946	\$ 44,054	76.19%
79XX	OTHER RESOURCES	\$ -		\$ -	
	TOTAL REVENUE	\$ 20,400,500	\$ 19,792,142	\$ 608,358	97.02%
				\$ -	
EXPENDITURES		BUDGET	ACTUAL	BALANCE	BUDGET
11	INSTRUCTION	\$ 8,655,942	\$ 7,243,840	\$ 1,412,102	83.69%
12	LIBRARY	\$ 101,406	\$ 78,312	\$ 23,094	77.23%
13	STAFF DEVELOPMENT	\$ 29,100	\$ 5,047	\$ 24,053	17.34%
21	INST. ADMINISTRATION	\$ 257,346	\$ 210,320	\$ 47,026	81.73%
23	SCHOOL ADMINISTRATION	\$ 1,016,450	\$ 769,138	\$ 247,312	75.67%
31	GUID AND COUNSELING	\$ 664,236	\$ 557,995	\$ 106,241	84.01%
33	HEALTH SERVICES	\$ 164,305	\$ 139,580	\$ 24,725	84.95%
34	PUPIL TRANSP - REGULAR	\$ 622,500	\$ 560,546	\$ 61,954	90.05%
36	CO-CURRICULAR ACT	\$ 801,405	\$ 594,562	\$ 206,843	74.19%
41	GEN ADMINISTRATION	\$ 885,751	\$ 643,899	\$ 241,852	72.70%
51	PLANT MAINT & OPERATION	\$ 1,712,162	\$ 1,416,110	\$ 296,052	82.71%
52	SECURITY	\$ 11,850	\$ 10,604	\$ 1,247	89.48%
53	DATA PROCESSING	\$ 432,047	\$ 389,869	\$ 42,178	90.24%
61	COMMUNITY SERVICE	\$ -	\$ -	\$ -	
71	DEBT SERVICE	\$ -	\$ -	\$ -	
81	CAPITAL PROJECTS	\$ -	\$ -	\$ -	
91	STUDENT ATTENDANCE CR	\$ 4,924,000	\$ 72,115	\$ 4,851,885	1.46%
99	TRAVIS COUNTY APP	\$ 109,000	\$ 92,561	\$ 16,439	84.92%
0	Transfer Out	\$ 13,000	\$ -	\$ 13,000	0.00%
	TOTAL EXPENDITURES	\$ 20,400,500	\$ 12,784,498	\$ 7,616,002	62.67%
Jun-20					
83.33%	19-20				
	Current Year				
REVENUES		BUDGET	ACTUAL	BALANCE	BUDGET
57xx	LOCAL TAX REVENUES	\$ 18,112,000	\$ 17,804,080	\$ 307,920	98.30%
58XX	STATE PROG. REVENUES	\$ 1,125,000	\$ 869,028	\$ 255,972	77.25%
59xx	FED PROG REV (SHARS)	\$ 165,000	\$ 117,085	\$ 47,915	70.96%
79XX	OTHER RESOURCES	\$ -	\$ -	\$ -	
	TOTAL REVENUE	\$ 19,402,000	\$ 18,790,193	\$ 611,807	96.85%
				\$ -	
EXPENDITURES		BUDGET	ACTUAL	BALANCE	BUDGET
11	INSTRUCTION	\$ 8,076,024	\$ 6,730,454	\$ 1,345,570	83.34%
12	LIBRARY	\$ 100,796	\$ 78,740	\$ 22,056	78.12%
13	STAFF DEVELOPMENT	\$ 29,100	\$ 8,036	\$ 21,064	27.61%
21	INST. ADMINISTRATION	\$ 244,717	\$ 210,454	\$ 34,263	86.00%
23	SCHOOL ADMINISTRATION	\$ 1,003,697	\$ 846,217	\$ 157,480	84.31%
31	GUID AND COUNSELING	\$ 571,962	\$ 489,447	\$ 82,515	85.57%
33	HEALTH SERVICES	\$ 165,491	\$ 135,198	\$ 30,293	81.70%
34	PUPIL TRANSP - REGULAR	\$ 911,500	\$ 843,780	\$ 67,720	92.57%
36	CO-CURRICULAR ACT	\$ 808,654	\$ 572,707	\$ 235,947	70.82%
41	GEN ADMINISTRATION	\$ 874,291	\$ 660,798	\$ 213,493	75.58%
51	PLANT MAINT & OPERATION	\$ 1,833,754	\$ 1,477,482	\$ 356,272	80.57%
52	SECURITY	\$ 6,600	\$ 5,583	\$ 1,017	84.59%
53	DATA PROCESSING	\$ 385,691	\$ 348,904	\$ 36,787	90.46%
61	COMMUNITY SERVICE	\$ -	\$ -	\$ -	
71	DEBT SERVICE	\$ 80,723	\$ 80,723	\$ -	100.00%
81	CAPITAL PROJECTS	\$ -	\$ -	\$ -	
91	STUDENT ATTENDANCE CR	\$ 4,300,000	\$ 4,521	\$ 4,295,479	0.11%
99	TRAVIS COUNTY APP	\$ 109,000	\$ 96,276	\$ 12,724	88.33%
0	Transfer Out			\$ -	
	TOTAL EXPENDITURES	\$ 19,502,000	\$ 12,589,320	\$ 6,912,680	64.55%

STATE PAYMENTS 2020-2021

	SEPT	OCT	NOV	DEC	JAN	FEB	MAR	APRIL	MAY	JUNE	JULY	AUG
FSP				\$ 781.00			\$ 103,734.00	\$ 5,711.00				
Per Capita	\$ 24,077.00	\$ 48,742.00	\$ 69,558.00	\$ 70,449.00				\$ 44,138.00	\$ 48,742.00	\$ 124,067.00		
MFS Sped Operations												
NSLP	\$ 154.02	\$ 9,206.18	\$ 10,194.96	\$ 10,323.20	\$ 6,680.30	\$ 3,220.88	\$ 8,655.02	\$ 12,311.80	\$ 14,237.52	\$ 12,961.50		
SBP		\$ 3,237.50	\$ 3,263.18	\$ 3,741.48	\$ 2,448.62	\$ 9,791.24	\$ 2,973.96	\$ 3,976.72	\$ 4,757.68	\$ 4,470.16		
Existing Debt Allotment				\$ 52,289.00								
School Lunch Matching							\$ 2,587.16					
Title I Part A		\$ 77,915.23				\$ 118,421.85			\$ 33,213.17			
Title II Part A		\$ 10,450.94				\$ 8,732.09						
Title IV		\$ 4,310.78				\$ 2,290.16			\$ 6,831.40			
IDEA B Pres		\$ 977.35				\$ 165.85						
IDEA B Form		\$ 87,480.71				\$ 89,405.69			\$ 66,578.84			
IDEA B IEP Analysis												
IMAT			\$ 3,000.00									
ESSER Grant								\$ 101,512.94				
PreK												
Ready to Read												
ASAHE												
Teacher Training Reimbursement												
School Safety and Security		\$ 25,000.00										
Foundation-Prior YR Payments		\$ 9,617.00										
Blended Learning												
AP Initiative												
Recapture Refund	\$ 10,889.00	\$ 104,385.00		\$ 8,951.00				\$ 66,284.00				
	\$ 35,120.02	\$ 381,322.69	\$ 86,016.14	\$ 146,534.68	\$ 9,128.92	\$ 232,027.76	\$ 117,950.14	\$ 132,421.52	\$ 275,873.55	\$ 141,498.66	\$ -	\$ -
*denotes FY19 money received in FY20												

TAX COLLECTIONS

For the Month of June 2021					
I&S Ratio	21.60%				
M&O Ratio	78.40%				
Date(s)	Amount Collected	M&O	Actual %	I&S	Actual %
6/1/21	\$ 5,195.04	\$ 4,072.91	78.40%	\$ 1,122.13	21.60%
6/2/21	\$ 14,219.91	\$ 11,148.41	78.40%	\$ 3,071.50	21.60%
6/11/21	\$ 7,278.28	\$ 5,706.17	78.40%	\$ 1,572.11	21.60%
6/14/21	\$ 13,382.92	\$ 10,492.21	78.40%	\$ 2,890.71	21.60%
6/15/21	\$ 3,305.39	\$ 2,591.43	78.40%	\$ 713.96	21.60%
6/16/21	\$ 647.73	\$ 507.82	78.40%	\$ 139.91	21.60%
6/17/21	\$ 8,279.39	\$ 6,491.04	78.40%	\$ 1,788.35	21.60%
6/20/21	\$ 1,856.72	\$ 1,455.67	78.40%	\$ 401.05	21.60%
6/21/21	\$ 1,125.36	\$ 882.28	78.40%	\$ 243.08	21.60%
6/22/21	\$ 3,269.94	\$ 2,563.63	78.40%	\$ 706.31	21.60%
6/23/21	\$ 4,060.54	\$ 3,183.46	78.40%	\$ 877.08	21.60%
6/24/21	\$ 3,055.23	\$ 2,395.30	78.40%	\$ 659.93	21.60%
6/25/21	\$ 2,297.46	\$ 1,801.21	78.40%	\$ 496.25	21.60%
6/28/21	\$ 14,188.21	\$ 11,123.56	78.40%	\$ 3,064.65	21.60%
6/29/21	\$ 20,268.62	\$ 15,890.60	78.40%	\$ 4,378.02	21.60%
6/30/21	\$ 19,858.06	\$ 15,568.72	78.40%	\$ 4,289.34	21.60%
TOTAL	\$ 122,288.80	\$ 95,874.42	78.40%	\$ 26,414.38	21.60%
	5711	5712	5719	5716	
	Current Year	Prior Year	Pen & Int	Rendition Pen	Totals
I&S	\$18,664.32	\$3,531.17	\$4,218.89	\$0.00	\$26,414.38
M&O	\$67,744.58	\$12,816.82	\$15,313.02	\$0.00	\$95,874.42
Totals	\$86,408.90	\$16,347.99	\$19,531.91	\$0.00	\$122,288.80
Total I&S	\$22,195.49				
Total M&O	\$80,561.40				
(less P&I)					
Yearly I&S	\$4,913,274.03				
Yearly M&O	\$17,833,365.00				
(less P&I)					

Board Report
 Comparison of Revenue to Budget
 Lago Vista ISD
 As of June

Fund 199 / 1 GENERAL FUND

	Estimated Revenue (Budget)	Revenue Realized Current	Revenue Realized To Date	Revenue Balance	Percent Realized
5000 - RECEIPTS					
5700 - REVENUE-LOCAL & INTERMED					
5710 - LOCAL REAL-PROPERTY TAXES	18,456,000.00	-95,874.42	-18,107,794.55	348,205.45	98.11%
5730 - TUITION & FEES FROM PATRONS	10,000.00	-7,727.53	-18,551.66	-8,551.66	185.52%
5740 - INTEREST, RENT, MISC REVENUE	297,500.00	-81,190.96	-122,779.74	174,720.26	41.27%
5750 - REVENUE	18,000.00	.00	-21,229.29	-3,229.29	117.94%
Total REVENUE-LOCAL & INTERMED	18,781,500.00	-184,792.91	-18,270,355.24	511,144.76	97.28%
5800 - STATE PROGRAM REVENUES					
5810 - PER CAPITA-FOUNDATION REV	712,000.00	-124,067.00	-740,125.00	-28,125.00	103.95%
5830 - TRS ON-BEHALF	722,000.00	-60,074.50	-640,716.53	81,283.47	88.74%
Total STATE PROGRAM REVENUES	1,434,000.00	-184,141.50	-1,380,841.53	53,158.47	96.29%
5900 - FEDERAL PROGRAM REVENUES					
5920 - OBJECT DESCR FOR 5920	10,000.00	.00	-14,088.19	-4,088.19	140.88%
5930 - VOC ED NON FOUNDATION	175,000.00	-1,399.42	-126,857.38	48,142.62	72.49%
Total FEDERAL PROGRAM REVENUES	185,000.00	-1,399.42	-140,945.57	44,054.43	76.19%
Total Revenue Local-State-Federal	20,400,500.00	-370,333.83	-19,792,142.34	608,357.66	97.02%

	<u>Budget</u>	<u>Encumbrance YTD</u>	<u>Expenditure YTD</u>	<u>Current Expenditure</u>	<u>Balance</u>	<u>Percent Expended</u>
6000 - EXPENDITURES						
11 - INSTRUCTION						
6100 - PAYROLL COSTS	-8,153,619.00	.00	6,918,729.30	697,477.95	-1,234,889.70	84.85%
6200 - PURCHASE & CONTRACTED SVS	-177,700.00	6,061.67	147,883.67	6,402.06	-23,754.66	83.22%
6300 - SUPPLIES AND MATERIALS	-213,253.00	33,083.85	100,560.06	13,976.37	-79,609.09	47.16%
6400 - OTHER OPERATING EXPENSES	-40,720.00	807.80	20,661.68	922.46	-19,250.52	50.74%
6600 - CPTL OUTLY LAND BLDG & EQUIP	-70,650.00	3,606.30	56,005.50	389.15	-11,038.20	79.27%
Total Function11 INSTRUCTION	-8,655,942.00	43,559.62	7,243,840.21	719,167.99	-1,368,542.17	83.69%
12 - LIBRARY						
6100 - PAYROLL COSTS	-91,641.00	.00	72,042.03	7,432.44	-19,598.97	78.61%
6200 - PURCHASE & CONTRACTED SVS	-2,900.00	.00	2,900.00	.00	.00	100.00%
6300 - SUPPLIES AND MATERIALS	-6,400.00	2,465.44	3,014.26	3,014.26	-920.30	47.10%
6400 - OTHER OPERATING EXPENSES	-465.00	.00	355.52	25.00	-109.48	76.46%
Total Function12 LIBRARY	-101,406.00	2,465.44	78,311.81	10,471.70	-20,628.75	77.23%
13 - CURRICULUM						
6300 - SUPPLIES AND MATERIALS	-3,700.00	.00	153.99	153.99	-3,546.01	4.16%
6400 - OTHER OPERATING EXPENSES	-25,400.00	4,005.00	4,892.74	1,442.74	-16,502.26	19.26%
Total Function13 CURRICULUM	-29,100.00	4,005.00	5,046.73	1,596.73	-20,048.27	17.34%
21 - INSTRUCTIONAL ADMINISTRATION						
6100 - PAYROLL COSTS	-245,971.00	.00	206,731.18	20,506.35	-39,239.82	84.05%
6200 - PURCHASE & CONTRACTED SVS	-1,850.00	.00	340.00	.00	-1,510.00	18.38%
6300 - SUPPLIES AND MATERIALS	-4,400.00	61.05	2,049.31	609.27	-2,289.64	46.58%
6400 - OTHER OPERATING EXPENSES	-5,125.00	165.00	1,200.00	.00	-3,760.00	23.41%
Total Function21 INSTRUCTIONAL	-257,346.00	226.05	210,320.49	21,115.62	-46,799.46	81.73%
23 - CAMPUS ADMINISTRATION						
6100 - PAYROLL COSTS	-1,000,925.00	.00	765,519.55	83,588.70	-235,405.45	76.48%
6200 - PURCHASE & CONTRACTED SVS	-2,000.00	.00	2,000.00	.00	.00	100.00%
6300 - SUPPLIES AND MATERIALS	-6,250.00	39.77	1,112.53	933.98	-5,097.70	17.80%
6400 - OTHER OPERATING EXPENSES	-7,275.00	1,082.00	506.00	.00	-5,687.00	6.96%
Total Function23 CAMPUS ADMINISTRATION	-1,016,450.00	1,121.77	769,138.08	84,522.68	-246,190.15	75.67%
31 - GUIDANCE AND COUNSELING SVS						
6100 - PAYROLL COSTS	-649,936.00	.00	550,948.69	54,334.13	-98,987.31	84.77%
6200 - PURCHASE & CONTRACTED SVS	-1,550.00	.00	.00	.00	-1,550.00	-.00%
6300 - SUPPLIES AND MATERIALS	-9,350.00	353.87	5,946.67	381.21	-3,049.46	63.60%
6400 - OTHER OPERATING EXPENSES	-3,400.00	.00	1,100.00	.00	-2,300.00	32.35%
Total Function31 GUIDANCE AND	-664,236.00	353.87	557,995.36	54,715.34	-105,886.77	84.01%
33 - HEALTH SERVICES						
6100 - PAYROLL COSTS	-159,405.00	.00	136,140.27	13,547.36	-23,264.73	85.41%
6300 - SUPPLIES AND MATERIALS	-3,650.00	138.41	3,280.21	.00	-231.38	89.87%
6400 - OTHER OPERATING EXPENSES	-1,250.00	.00	159.50	.00	-1,090.50	12.76%
Total Function33 HEALTH SERVICES	-164,305.00	138.41	139,579.98	13,547.36	-24,586.61	84.95%
34 - PUPIL TRANSPORTATION-REGULAR						
6200 - PURCHASE & CONTRACTED SVS	-556,000.00	.00	526,680.07	67,495.48	-29,319.93	94.73%
6300 - SUPPLIES AND MATERIALS	-59,000.00	11,134.11	33,865.89	.00	-14,000.00	57.40%
6400 - OTHER OPERATING EXPENSES	-7,500.00	.00	.00	.00	-7,500.00	-.00%
Total Function34 PUPIL TRANSPORTATION-	-622,500.00	11,134.11	560,545.96	67,495.48	-50,819.93	90.05%
36 - CO-CURRICULAR ACTIVITIES						
6100 - PAYROLL COSTS	-455,175.00	.00	353,742.09	33,627.16	-101,432.91	77.72%
6200 - PURCHASE & CONTRACTED SVS	-59,500.00	8,091.06	34,263.62	390.00	-17,145.32	57.59%
6300 - SUPPLIES AND MATERIALS	-92,600.00	24,296.68	66,917.07	8,418.41	-1,386.25	72.26%

	<u>Budget</u>	<u>Encumbrance YTD</u>	<u>Expenditure YTD</u>	<u>Current Expenditure</u>	<u>Balance</u>	<u>Percent Expended</u>
6000 - EXPENDITURES						
36 - CO-CURRICULAR ACTIVITIES						
6400 - OTHER OPERATING EXPENSES	-194,130.00	8,816.90	139,639.03	9,323.67	-45,674.07	71.93%
Total Function36 CO-CURRICULAR ACTIVITIES	-801,405.00	41,204.64	594,561.81	51,759.24	-165,638.55	74.19%
41 - GENERAL ADMINISTRATION						
6100 - PAYROLL COSTS	-496,090.00	.00	417,385.74	41,394.64	-78,704.26	84.14%
6200 - PURCHASE & CONTRACTED SVS	-267,413.00	3,886.43	107,456.98	1,165.00	-156,069.59	40.18%
6300 - SUPPLIES AND MATERIALS	-5,998.00	371.89	4,356.75	341.39	-1,269.36	72.64%
6400 - OTHER OPERATING EXPENSES	-116,250.00	27,854.96	114,699.68	1,186.73	26,304.64	98.67%
Total Function41 GENERAL ADMINISTRATION	-885,751.00	32,113.28	643,899.15	44,087.76	-209,738.57	72.70%
51 - PLANT MAINTENANCE & OPERATION						
6100 - PAYROLL COSTS	-187,803.00	.00	162,522.28	16,162.55	-25,280.72	86.54%
6200 - PURCHASE & CONTRACTED SVS	-1,266,500.00	130,039.84	1,039,556.64	130,982.73	-96,903.52	82.08%
6300 - SUPPLIES AND MATERIALS	-74,234.00	14,057.38	31,724.34	4,095.48	-28,452.28	42.74%
6400 - OTHER OPERATING EXPENSES	-183,625.00	.00	182,306.30	45.00	-1,318.70	99.28%
Total Function51 PLANT MAINTENANCE &	-1,712,162.00	144,097.22	1,416,109.56	151,285.76	-151,955.22	82.71%
52 - SECURITY						
6200 - PURCHASE & CONTRACTED SVS	-11,250.00	.00	10,603.50	360.00	-646.50	94.25%
6300 - SUPPLIES AND MATERIALS	-600.00	.00	.00	.00	-600.00	-.00%
Total Function52 SECURITY	-11,850.00	.00	10,603.50	360.00	-1,246.50	89.48%
53 - DATA PROCESSING						
6100 - PAYROLL COSTS	-247,782.00	.00	212,978.79	21,882.31	-34,803.21	85.95%
6200 - PURCHASE & CONTRACTED SVS	-87,465.00	435.95	86,594.70	28.47	-434.35	99.00%
6300 - SUPPLIES AND MATERIALS	-17,800.00	606.48	17,158.07	559.79	-35.45	96.39%
6400 - OTHER OPERATING EXPENSES	-4,000.00	1,431.00	2,440.00	.00	-129.00	61.00%
6600 - CPTL OUTLY LAND BLDG & EQUIP	-75,000.00	4,171.60	70,697.40	.00	-131.00	94.26%
Total Function53 DATA PROCESSING	-432,047.00	6,645.03	389,868.96	22,470.57	-35,533.01	90.24%
91 - CHAPTER 41 PAYMENT						
6200 - PURCHASE & CONTRACTED SVS	-4,924,000.00	.00	72,115.00	.00	-4,851,885.00	1.46%
Total Function91 CHAPTER 41 PAYMENT	-4,924,000.00	.00	72,115.00	.00	-4,851,885.00	1.46%
99 - PAYMENT TO OTHER GOVERN ENT						
6200 - PURCHASE & CONTRACTED SVS	-109,000.00	.00	92,561.30	22,801.11	-16,438.70	84.92%
Total Function99 PAYMENT TO OTHER	-109,000.00	.00	92,561.30	22,801.11	-16,438.70	84.92%
8000 - OTHER USES						
00 - DISTRICT WIDE						
8900 - OTHER USES-TRANSFERS OUT	-13,000.00	.00	.00	.00	-13,000.00	-.00%
Total Function00 DISTRICT WIDE	-13,000.00	.00	.00	.00	-13,000.00	-.00%
Total Expenditures	-20,400,500.00	287,064.44	12,784,497.90	1,265,397.34	-7,328,937.66	62.67%

Fund 240 / 1 SCHOOL BRKFST & LUNCH PROGRAM

	Estimated Revenue (Budget)	Revenue Realized Current	Revenue Realized To Date	Revenue Balance	Percent Realized
5000 - RECEIPTS					
5700 - REVENUE-LOCAL & INTERMED					
5750 - REVENUE	340,000.00	.00	-115,738.33	224,261.67	34.04%
Total REVENUE-LOCAL & INTERMED	340,000.00	.00	-115,738.33	224,261.67	34.04%
5800 - STATE PROGRAM REVENUES					
5820 - STATE PROGRAM REVENUES	4,500.00	.00	-2,587.16	1,912.84	57.49%
Total STATE PROGRAM REVENUES	4,500.00	.00	-2,587.16	1,912.84	57.49%
5900 - FEDERAL PROGRAM REVENUES					
5920 - OBJECT DESCR FOR 5920	257,900.00	-17,431.66	-126,605.92	131,294.08	49.09%
Total FEDERAL PROGRAM REVENUES	257,900.00	-17,431.66	-126,605.92	131,294.08	49.09%
7000 - OTHER RESOURCES-NON-OPERATING					
7900 - OTHER RESOURCES/TRANSFER IN					
7910 - OTHER RESOURCES	13,000.00	.00	.00	13,000.00	.00%
Total OTHER RESOURCES/TRANSFER IN	13,000.00	.00	.00	13,000.00	.00%
Total Revenue Local-State-Federal	615,400.00	-17,431.66	-244,931.41	370,468.59	39.80%

Fund 240 / 1 SCHOOL BRKFST & LUNCH PROGRAM

	<u>Budget</u>	<u>Encumbrance YTD</u>	<u>Expenditure YTD</u>	<u>Current Expenditure</u>	<u>Balance</u>	<u>Percent Expended</u>
6000 - EXPENDITURES						
35 - FOOD SERVICES						
6300 - SUPPLIES AND MATERIALS	-615,400.00	.00	247,169.82	40,615.96	-368,230.18	40.16%
Total Function35 FOOD SERVICES	-615,400.00	.00	247,169.82	40,615.96	-368,230.18	40.16%
Total Expenditures	-615,400.00	.00	247,169.82	40,615.96	-368,230.18	40.16%

	Estimated Revenue (Budget)	Revenue Realized Current	Revenue Realized To Date	Revenue Balance	Percent Realized
5000 - RECEIPTS					
5700 - REVENUE-LOCAL & INTERMED					
5710 - LOCAL REAL-PROPERTY TAXES	4,981,000.00	-26,414.38	-4,987,028.84	-6,028.84	100.12%
5740 - INTEREST, RENT, MISC REVENUE	40,000.00	-455.09	-4,761.41	35,238.59	11.90%
Total REVENUE-LOCAL & INTERMED	5,021,000.00	-26,869.47	-4,991,790.25	29,209.75	99.42%
5800 - STATE PROGRAM REVENUES					
5820 - STATE PROGRAM REVENUES	.00	.00	-52,289.00	-52,289.00	.00%
5830 - TRS ON-BEHALF	.00	.00	-31,811.64	-31,811.64	.00%
Total STATE PROGRAM REVENUES	.00	.00	-84,100.64	-84,100.64	.00%
7000 - OTHER RESOURCES-NON-OPERATING					
7900 - OTHER RESOURCES/TRANSFER IN					
7910 - OTHER RESOURCES	.00	.00	-8,365.60	-8,365.60	.00%
Total OTHER RESOURCES/TRANSFER IN	.00	.00	-8,365.60	-8,365.60	.00%
Total Revenue Local-State-Federal	5,021,000.00	-26,869.47	-5,084,256.49	-63,256.49	101.26%

Board Report
Comparison of Expenditures and Encumbrances to Budget
Lago Vista ISD
As of June

Fund 599 / 1 DEBT SERVICE FUND

	<u>Budget</u>	<u>Encumbrance YTD</u>	<u>Expenditure YTD</u>	<u>Current Expenditure</u>	<u>Balance</u>	<u>Percent Expended</u>
6000 - EXPENDITURES						
71 - DEBT SERVICES						
6500 - DEBT SERVICE	-5,021,000.00	.00	1,492,134.72	870.00	-3,528,865.28	29.72%
Total Function 71 DEBT SERVICES	-5,021,000.00	.00	1,492,134.72	870.00	-3,528,865.28	29.72%
Total Expenditures	-5,021,000.00	.00	1,492,134.72	870.00	-3,528,865.28	29.72%

Board Report
Comparison of Revenue to Budget
Lago Vista ISD
As of June

Fund 711 / 1 LITTLE VIKINGS DAYCARE

	<u>Estimated Revenue (Budget)</u>	<u>Revenue Realized Current</u>	<u>Revenue Realized To Date</u>	<u>Revenue Balance</u>	<u>Percent Realized</u>
5000 - RECEIPTS					
5700 - REVENUE-LOCAL & INTERMED					
5730 - TUITION & FEES FROM PATRONS	132,121.00	-250.00	-125,831.48	6,289.52	95.24%
Total REVENUE-LOCAL & INTERMED	132,121.00	-250.00	-125,831.48	6,289.52	95.24%
5800 - STATE PROGRAM REVENUES					
5830 - TRS ON-BEHALF	9,004.00	-683.36	-7,669.80	1,334.20	85.18%
Total STATE PROGRAM REVENUES	9,004.00	-683.36	-7,669.80	1,334.20	85.18%
Total Revenue Local-State-Federal	141,125.00	-933.36	-133,501.28	7,623.72	94.60%

	<u>Budget</u>	<u>Encumbrance YTD</u>	<u>Expenditure YTD</u>	<u>Current Expenditure</u>	<u>Balance</u>	<u>Percent Expended</u>
6000 - EXPENDITURES						
61 - COMMUNITY SERVICES						
6100 - PAYROLL COSTS	-135,025.00	.00	107,009.05	10,450.45	-28,015.95	79.25%
6200 - PURCHASE & CONTRACTED SVS	-500.00	.00	.00	.00	-500.00	-.00%
6300 - SUPPLIES AND MATERIALS	-1,500.00	15.20	1,484.80	.00	.00	98.99%
6400 - OTHER OPERATING EXPENSES	-4,100.00	690.79	2,477.59	419.58	-931.62	60.43%
Total Function61 COMMUNITY SERVICES	-141,125.00	705.99	110,971.44	10,870.03	-29,447.57	78.63%
81 - CAPITAL PROJECTS						
6600 - CPTL OUTLY LAND BLDG & EQUIP	.00	257,351.00	.00	.00	257,351.00	.00%
Total Function81 CAPITAL PROJECTS	.00	257,351.00	.00	.00	257,351.00	.00%
Total Expenditures	-141,125.00	258,056.99	110,971.44	10,870.03	227,903.43	78.63%